

# Rheolef, the finite element system.

---

Reference manual  
Version 6.7  
22 April 2013

by Pierre Saramito

---

Copyright © 1996, 1998, 2001, 2002 by Pierre Saramito. All rights reserved.

Permission is granted to make and distribute verbatim copies of this manual provided the copyright notice and this permission notice are preserved on all copies.

Permission is granted to copy and distribute modified versions of this manual under the conditions for verbatim copying, provided that the entire resulting derived work is distributed under the terms of a permission notice identical to this one.

# 1 Abstract

**rheolef** is a computer environment that serves as a convenient *laboratory* for computations involving finite element-like methods. It provides a set of unix commands and C++ algorithms and containers. This environment is currently under development.

Algorithms are related, from one hand to *sparse matrix* basic linear algebra, e.g.  $x+y$ ,  $A*x$ ,  $A+B$ ,  $A*B$ , ... From other hand, we focus development on preconditionned linear and non-linear solver e.g. direct and iterative methods for  $A*x=b$ , iterative solvers for Stokes and Bingham flows problems. Future developments will consider also viscoelastic flows problems.

Containers covers first the classic graph data structure for sparse matrix formats and finite element *meshes*. An higher level of abstraction is provided by containers related to approximate finite element *spaces*, discrete *fields* and bilinear *forms*. Current developments concerns distributed sparse matrix. Future developments will consider also 3D anisotropic *adaptative* mesh generation.

Please send all comments and bug reports by electronic mail to [Pierre.Saramito@imag.fr](mailto:Pierre.Saramito@imag.fr).



## 2 Installing rheolef

(Source file: ‘`configure.ac`’)

```
./configure
make
make install
```

Successful compilation and installation require the GNU `make` command.

### 2.1 Reading the documentation

Rheolef comes with three documentations:

- an users guide with a set of complete examples
- a reference manual for unix commands and C++ classes
- the full browsable source code in html format

All these documentations are downloadable in various formats from the Rheolef home page. These files are also locally installed during the `make install` stage. The users guide is generated in pdf format:

```
evince http://ljk.imag.fr/membres/Pierre.Saramito/rheolef/rheolef.pdf
```

The reference manual is generated in html format:

```
firefox http://ljk.imag.fr/membres/Pierre.Saramito/rheolef/rheolef-refman.html
```

and you could add it to your bookmarks. Moreover, after performing `make install`, unix manuals are available for commands and classes:

```
man field
man 2rheolef field
```

The browsable source code is generated in html format:

```
firefox http://ljk.imag.fr/membres/Pierre.Saramito/rheolef/source\_html/
```

### 2.2 Using and alternative installation directory

The default install prefix is ‘`/usr/local`’. If you prefer an alternative directory, e.g. ‘`HOME/sys`’, you should enter:

```
./configure --prefix=$HOME/sys
```

In that case, you have to add the following lines at the end of your ‘`.profile`’ or ‘`.bash_profile`’ file:

```
export PATH="$HOME/sys/bin:$PATH"
export LD_LIBRARY_PATH="$HOME/sys/lib:$LD_LIBRARY_PATH"
export MANPATH="$HOME/sys/man:$MANPATH"
```

assuming you are using the `sh` or the `bash` unix interpreter. Conversely, if you are using `csh` or `tcsh`, add at the bottom of your ‘`.cshrc`’ file:

```
set path = ($HOME/sys/bin $path)
setenv LD_LIBRARY_PATH "$HOME/sys/lib:$LD_LIBRARY_PATH"
setenv MANPATH "$HOME/sys/man:$MANPATH"
```

If you are unsure about unix interpreter, get the SHELL value:

```
echo $SHELL
```

Then, you have to *source* the modified file, e.g.:

```
source ~/.cshrc
```

hpux users should replace LD\_LIBRARY\_PATH by SHLIB\_PATH. If you are unsure, get the shared library path variable:

```
rheolef-config --shlibpath-var
```

Check also your installation by compiling a sample program with the installed library:

```
make installcheck
```

Since it is a common mistake, you can later, at each time, test your run-time environment sanity with:

```
rheolef-config --check
```

## 2.3 Required libraries

All the required libraries have precompiled packages under Debian GNU/Linux and Ubuntu systems. If you are running a system where these libraries are not available, please consult the corresponding home pages and install instructions.

- a) Rheolef widely uses the **boost** library, that provides usefull extensions of the c++ standard template library. **boost** at <http://www.boost.org> .
- b) The use of implicit numerical schemes leads to the resolution of large sparse linear systems. Rheolef installation optionally requieres **mumps** as direct solver library. **mumps** is available at <http://graal.ens-lyon.fr/MUMPS> .
- c) Rheolef implements the characteristic method and interpolation from one mesh to another: these features leads to sophisticated algorithms and octree-type data structures. The **cgal** library provide easy access to efficient and reliable geometric algorithms in the form of a C++ library. **cgal** is available at <http://www.cgal.org> .

## 2.4 Highly recommended libraries

All the highly recommended libraries have precompiled packages under Debian GNU/Linux and Ubuntu systems. With all these libraries, Rheolef with run optimally. Otherwise, it will build and run also, but with some loss of performances.

- a) Rheolef bases on **mpi**, the message passing interface standard. When no **mpi** libraries are available, the distributed features are turned off.
- b) Rheolef bases on **scotch** for distributed mesh partitioning. **scotch** is available at <http://www.labri.fr/perso/pelegrin/scotch> . When the **scotch** library is not available, the distributed features are turned off.
- c) Rheolef installation optionally uses **trilinos/ifpack** as a library of preconditioner used for iterative solvers. **trilinos** is available at <http://trilinos.sandia.gov> . When **trilinos** is not available, a less efficient builtin IC0 preconditioner is used.

## 2.5 Run-time optional tools

Using Rheolef suggests the use of the following optional tools for pre- and post-processing purpose:

```
gmsb
gnuplot
mayavi
paraview
```

None of these tools are required when building and installing Rheolef.

## 2.6 Build-time extra tools for rheolef developpers

These tools are required if you build from the development version (under CVS). Regenerating some source files, as initiated with the "bootstrap" command, requires autoconf, automake and libtool and also flex and bison. It requires also ginac for polynomial basis management. ginac is available at <http://www.ginac.de>. It requires finally latex figure management tools to. Here is the apt-get commands to install these tools under Debian GNU/Linux and Ubuntu:

```
apt-get install cvs autoconf automake libtool
apt-get install flex bison
apt-get install pkg-config libginac-dev
apt-get install ghostscript gnuplot xfig transfig imagemagick graphviz
```

## 2.7 Portability issues

Rheolef is based on STL and its extensions, the BOOST library. Therefore you need a compiler that supports the ANSI C++ standards. STL and Rheolef especially depend heavily on the template support of the compiler. Most recent c++ 2012 standard features are recommended but still optional: when available, it allows an elegant matrix concatenation syntax via the `std::initializer_list` class.

Current distributed version of Rheolef has been heavily tested with GNU C++ and INTEL C++ on debian, ubuntu and suse GNU/Linux systems for various 32 and 64 bits architectures, up to 100 distributed memories and processes.

The GNU C++ compiler is a free software available at <http://www.gnu.org>. The Intel C++ compiler is a privative software.

Older 5.x versions was tested also on the KAI C++ compiler (KCC-3.2b) and the CRAY C++ compiler (CC-3.0.2.0) on the following operating systems:

```
mac os x (i386-apple-darwin9.8.0), using GNU C++
sun solaris 2.8, ultrasparc, using GNU C++
compacq OSF1 alpha (V5.1, V4.0), using Compacq C++
aix 4.1 ibm sp2, multiprocessor based on rs6000
cray unicos t3e, multiprocessor based on 64 bits dec alpha
cray unicos c94
hpux 9.05 and 10.20, hppa
sgi irix 6.3, mips
sun solaris 2.5.1, sparcs
```

The KAI C++ is available at <http://www.kai.com>. The CRAY C++ is available on CRAY platforms. Nevertheless, the current version has no more been tested on these compilers and systems.

If the required libraries are located in a non-standard directory, please use the configure options:

```
./configure --help
```

and also consider the CXX, CXXFLAGS and LIBS variables, as in the following more complex configure command:

```
CXX=icpc CXXFLAGS=-I/usr/local/include LIBS="-L/usr/local/lib -lz" ./configure
```

Finally, if troubles still persist after the configure step, you can also edit directly the config/config.mk and config/config.h files. In these cases please also post to the mailling list [rheolef@grenet.fr](mailto:rheolef@grenet.fr) any portability problem.

If you are running a another compiler and operating system combination, please run the non-regression test suite:

```
make check
```

and reports us the result. If all is ok, please, send us a mail, and we will add your configuration to the list, and else we will try to circumvent the problem.

**--with-float=option**

Turns on/off the extended arithmetic feature. The *option* could be either **float128** (quadruple precision, 32 digits), or the **dd** (also quadruple precision, 31 digits) or **qd** (octuple precision, 62 digits). Default is to not use this library and the default double precision (16 digits) is used. When no *option* is provided with this option, the default is **dd**.

**--with-bigfloat=digits10**

Turn on Bruno Haible's **cln** arbitrary precision float library with *digits10* precision,

See <http://clisp.cons.org/~haible/packages-cln.html>. Default is off. The *digits10* value is optional and default *digits10* value is 60. This feature is still under development.

**--with-cln=dir\_cln**

Set the home directory for the **cln** library. Default *dir\_cln* is `'/usr/local/math'`.

**--with-doubledouble**

Uses **doubledouble** class as the default Rheolef **Float** type. This option is usefull for a quadruple-like precision on machines where this feature is not or incorrectly available. Default is off. echo "qd: HOST=\$host"

**--enable-debian-packaging=debian\_packaging**

Generate files the debian way by respecting the 'Debian Policy Manual'.

**--with-boost-incdir=incdir\_boost**

**--with-boost-libdir=libdir\_boost**

Specifies the **boost** library. This library is required by rheolef.



```

--enable-debug
    Produce a c++ -g like code.

--enable-dmalloc
    With debugging, also uses dynamic allocation runtime checking with dmalloc
    when available.

--enable-old-code
    Turns on/off the old code branch (before distributed computation features).
    Default is off.

--enable-mpi
    Turns on/off the distributed computation features. Default is on when dis-
    tributed is on. This feature is currently in development. When on, configure
    try to detect either the scotch or the parmetis libraries.

--with-scotch-incdir=incdir_scotch
--with-scotch-libdir=libdir_scotch
--with-scotch-libs=libs_scotch
    Turns on/off the scotch distributed mesh partitioner. Check in libdir_scotch
    for libptscotchparmetis.so, libptscotch.so and libptscotcherrexit.so
    or corresponding .a libraries. Default is to auto-detect when mpi is available.

--with-parmetis-incdir=incdir_parmetis
--with-parmetis-libdir=libdir_parmetis
    Turns on/off the parmetis distributed mesh partitioner. Check in lib-
dir_parmetis for libparmetis.so, libparmetis.a and also libmetis.a libmetis.so.
    Default is to autodetect when mpi is available and scotch unavailable.

--with-blas-libdir=rheo_libdir_blas
--with-blas-libs=rheo_libs_blas
    Turns on/off the blas libraries. Check in rheo_libs_blas for libblas.so, or the
    corresponding .a libraries. Default is to auto-detect. This library is required
    for the pastix library.

--with-scalapack-libdir=rheo_libdir_scalapack
--with-scalapack-libs=rheo_libs_scalapack
    Turns on/off the scalapack libraries. Check in rheo_libs_scalapack for libscalapack.so,
    or the corresponding .a libraries. Default is to auto-detect. This library is
    required for the pastix library.

--with-mumps-incdir=incdir_mumps
--with-mumps-libdir=libdir_mumps
--with-mumps-libs=libs_mumps
    Turns on/off the mumps distributed solver. Check in libdir_mumps for libmumps.so,
    or the corresponding .a libraries. Default is to auto-detect when mpi is avail-
    able.

--with-trilinos
--with-trilinos=libdir_trilinos
    Turns on/off the trilinos distributed preconditioner library. Check in lib-
dir_trilinos for libtrilinos_ifpack.so, or the corresponding .a libraries. De-
    fault is to auto-detect when mpi is available.

```

```
--with-pastix
--with-pastix=libdir_pastix
    Turns on/off the pastix distributed solver. Check in libdir_pastix for libpastix.so,
    or the corresponding .a libraries. Default is to auto-detect when mpi is avail-
    able.
```

```
--with-cholmod-incdir=incdir_cholmod
--with-cholmod-libdir=libdir_cholmod
--with-cholmod-libs=libs_cholmod
    Turns on/off the cholmod multifrontal direct solver. Default incdir_cholmod is
libdir_cholmod. Check in libdir_cholmod for libcholmod.so or libcholmod.a
    and for header incdir_cholmod/cholmod.h or incdir_cholmod/cholmod/cholmod.h.
```

```
--with-umfpack-incdir=incdir_umfpack
--with-umfpack-libdir=libdir_umfpack
--with-umfpack-libs=libs_umfpack
    Turns on/off the umfpack version 4.3 multifrontal direct solver. Default in-
cdir_umfpack is libdir_umfpack. Check in libdir_umfpack for libumfpack.so or
libumfpack.a and for header incdir_umfpack/umfpack.h or incdir_umfpack/umfpack/umfpack.h.
```

```
--with-taucs-ldadd=taucs_ldadd
--with-taucs-incdir=taucs_incdir
    Turns on/off the taucs version 2.0 out-of-core sparse direct solver. When this
    library is not available, the configure script check for the spooles multifrontal
    (see below).
```

```
--with-spooles-libdir=libdir_spooles
--with-spooles-incdir=incdir_spooles
    Turns on/off the spooles version 2.2 multifrontal direct solver. Default in-
cdir_spooles is libdir_spooles. Check in libdir_spooles for libspooles.so,
libspooles.a or spooles.a and for header incdir_spooles/FrontMtx.h. When
    this library is not available, the direct solver bases upon a traditionnal skyline
    Choleski factorisation combined with a reverse Cuthill-Mc Kee reordering.
```

```
--with-cgal-incdir=incdir_cgal
--with-cgal-libdir=libdir_cgal
    Turns on/off the cgal distributed solver. Check in libdir_cgal for libcgal.so,
    or the corresponding .a libraries. Default is to auto-detect. Generic or
    hardware-dependant optimization
```

```
--enable-optim
    Turns compile-time optimization to maximum available. Include architecture-
    dependent compilation (e.g. on intel, executable are less portable accross intel
    variants). Default is on. optimize or not ? architecture-dependent optim
    architecture-independent optim, when no debug
```

## 2.8 Future configure options

These options will be implemented in the future:

**--with-long-double**

Defines `long double` as the default Rheolef `Float` type. Default is off and defines `double` as `Float` type. Warning: most of architectures does not provides mathematical library in `long double`, e.g. `sqrt((long double)2)` returns only double precision result on Sun architectures, despite it uses a double memory space. Thus use `--with-doubledouble` instead.

rpath issue for debian package: seems to be buggy with `DESTDIR!=`

## 2.9 The directory structure

<code>config</code>	portability related files and documentation extractors
<code>util</code>	a collection of useful C++ classes and functions for smart pointers, handling files and directories, using strings, timing.
<code>skit</code>	sparse matrix library, linear solvers.
<code>nfem</code>	finite element library, mesh, spaces and forms.
<code>doc</code>	reference manual, user's guide and examples.



## 3 Reporting Bugs

This software is still under development. Please, run the `make check` non-regression tests. Send comments and bug reports to `Pierre.Saramito@imag.fr`. Include the version number, which you can find at the top of this document. Also include in your message the input and the output that the program produced and some comments on the output you expected.



## 4 Commands

### 4.1 branch – handle a family of fields

(Source file: ‘nfem/pbin/branch.cc’)

#### Synopsis

```
branch [options] filename
```

#### Example

Generates vtk file collection for visualization with paraview:

```
branch output.branch -paraview
```

#### Description

Read and output a branch of finite element fields from file, in field text file format.

#### Input file specification

- Idir**        add *dir* to the RHEOPATH search path. See also Section 5.9 [geo class], page 61 for RHEOPATH mechanism.
- filename**   specifies the name of the file containing the input field.
- read field on standard input instead on a file.
- ndigit int**   Number of digits used to print floating point values when using the ‘-geo’ option. Default depends upon the machine precision associated to the **Float** type.

#### Inquire

- toc**        print the table of contents (toc) to standard output and exit.

#### Output and render specification

- extract int**        Extract the *i*-th record in the file. The output is a field or multi-field file format.
- branch**        Output on stdout in ‘.branch’ format. This is the default.
- paraview**        Generate a collection of **vtk** files for using **paraview**.
- vtk**            Generate a single **vtk** file with numbered fields.
- gnuplot**        Run 1d animation using **gnuplot**.
- plotmtv**        This driver is unsupported for animations.

## Other options

- umin** *float*
- umax** *float*  
         set the solution range for the **gnuplot** driver. By default this range is computed from the first field of the branch, and this could be problematic when this field is initially zero.
- subdivide** *int*  
         When using a high order geometry, the number of points per edge used to draw a curved element. Default value is the mesh order.
- topography** *filename[.field.gz]*  
         performs a tridimensionnal elevation view based on the topographic data.
- proj**       performs a P1 projection on the fly. This option is useful when rendering P0 data while **vtk** render requieres P1 description.
- elevation**  
         For two dimensional field, represent values as elevation in the third dimension. This is the default.
- noelevation**  
         Prevent from the elevation representation.
- scale** *float*  
         applies a multiplicative factor to the field. This is useful e.g. in conjunction with the **elevation** option. The default value is 1.
- verbose**   print messages related to graphic files created and command system calls (this is the default).
- noverbose**  
         does not print previous messages.
- clean**     clear temporary graphic files (this is the default).
- noclean**   does not clear temporary graphic files.
- execute**   execute graphic command (this is the default).
- noexecute**  
         does not execute graphic command. Generates only graphic files. This is usefull in conjunction with the **-noclean** command.

## Branch file format

The '**.branch**' file format bases on the '**.field**' one:

EXAMPLE	GENERAL FORM
<b>#!branch</b>	<b>#!branch</b>
<b>branch</b>	<b>branch</b>
1 1 11	<version> <nfield=1> <nvalue=N>
time u	<key> <field name>



```

#time 3.14    #<key> <key value 1>
#u           #<field name>
field        <field 1>
.....      ....

.....      ....
#time 6.28    #<key> <key value N>
#u           #<field name>
field        <field N>
.....      ....

```

The key name is here `time`, but could be any string (without spaces). The previous example contains one `field` at each time step. Labels appears all along the file to facilitate direct jumps and field and step skips.

The format supports several fields, such as  $(t, u(t), p(t))$ , where  $u$  could be a multi-component (e.g. a vector) field:

```

#!branch
branch
 1 2 11
time u p

#time 3.14
#u
mfield
1 2
#u0
field
...
#u1
field
...
#p

#time 6.28
...

```

## 4.2 field – plot a field

(Source file: ‘`nfem/pbin/field.cc`’)

### Synopsis

```
field options filename[.field[.gz]]
```

## Description

Read and output a finite element field from file.

## Example

```
field square.field
field square.field -bw
field box.field
```

## Input file specification

- filename* specifies the name of the file containing the input field.
- read field on standard input instead on a file.
- name when the field comes from standard input, the file base name is not known and is set to "output" by default. This option allows to change this default. Useful when dealing with output formats (graphic, format conversion) that creates auxilliary files, based on this name.
- Idir
- I *dir* Add *dir* to the rheolef file search path. This option is usefull e.g. when the mesh .geo and the .field files are in different directories. This mechanism initializes a search path given by the environment variable 'RHEOPATH'. If the environment variable 'RHEOPATH' is not set, the default value is the current directory.
- catchmark *string* Jump accross the file to the specifield *string*. Label start at the begining of a line, preceded by a '#' mark (see see Section 6.17 [catchmark algorithm], page 140).

## Output file format options

- text
- field output field on standard output stream in Rheolef ascii (field or geo) text file format.
- gmsh output field on standard output stream in gmsh text file format.
- gmsh-pos output field on standard output stream in gmsh-pos text file format, suitable for mesh adaptation purpose.
- bamg-bb output field on standard output stream in bamg-bb text file format, suitable for mesh adaptation purpose.
- image-format *string* The argument is any valid image format, such as bitmap png, jpg, gif, tif, ppm, bmp or vectorial pdf, eps, ps, svg image file formats. this option can be used with the paraview and the gnuplot renders. The output file is e.g.

*basename.png* when *basename* is the name of the mesh, or can be set with the `-name` option.

`-resolution int int`

The argument is a couple of sizes, for the image resolution. This option can be used together with the `-image-format` for any of the bitmap image formats. This option requires the `paraview` render.

## Getting information

`-min`

`-max` print the min (resp. max) value of the scalar field and then exit.

## Render options

`-gnuplot` use `gnuplot` tool. This is the default in one and two dimension.

`-mayavi` use `mayavi` tool. This is the default for tridimensional geometries.

`-paraview`

use `paraview` tool. This feature is under development.

## Rendering options

`-color`

`-gray`

`-black-and-white`

`-bw` Use (color/gray scale/black and white) rendering. Color rendering is the default.

`-label`

`-nolabel` Show or hide title, color bar and various annotations. Default is to show labels.

`-elevation`

`-noelevation`

For two dimensional field, represent values as elevation in the third dimension. The default is no elevation.

`-scale float`

applies a multiplicative factor to the field. This is useful e.g. in conjunction with the `elevation` option. The default value is 1.

`-stereo`

`-nostereo`

Rendering mode suitable for red-blue anaglyph 3D stereoscopic glasses. This option is only available with `mayavi` and `paraview`.

`-fill` isolate intervals are filled with color. This is the default.

`-nofill` draw isolines by using lines.

- `-volume`
- `-novolume`      for 3D data, render values using a colored translucent volume. This option requires the `paraview` code.
- `-cut`
- `-nocut`      Cut by a specified plane. The cutting plane is specified by its origin point and normal vector. This option requires the `paraview` code.
- `-origin float [float [float]]`  
                  set the origin of the cutting plane. Default is (0.5, 0.5, 0.5).
- `-normal float [float [float]]`  
                  set the normal of the cutting plane. Default is (1, 0, 0).
- `-iso [float]`  
                  do draw 3d isosurface. When the optional float is not provided, a median value is used. This option requires the `paraview` code.
- `-noiso`      do not draw isosurface.
- `-n-iso int`  
                  For 2D visualizations, the isovalue table contains regularly spaced values from `fmin` to `fmax`, the bounds of the field.
- `-proj approx`  
                  Convert all selected fields to approximation *approx* by using a L2 projection.
- `-proj`      Convert all selected fields to Pk-continuous approximation by using a L2 projection.
- `-lumped-proj`  
                  Force P1 approximation for L2 projection and use a lumped mass matrix for it.
- `-round [float]`  
                  Round the input up to the specified precision. This option, combined with `-field`, leads to a round filter. Useful for non-regression test purpose, in order to compare numerical results between files with a limited precision, since the full double precision is machine-dependent.
- `-n-iso-negative int`  
                  The isovalue table is splitted into negatives and positives values. Assume there is `n_iso=15` isolines: if 4 is requested by this option, then, there will be 4 negatives isolines, regularly spaced from `fmin` to 0 and 11=15-4 positive isolines, regularly spaced from 0 to `fmax`. This option is useful when plotting e.g. vorticity or stream functions, where the sign of the field is representative.
- `-subdivide int`  
                  When using a high order geometry, the number of points per edge used to draw a curved element. Default value is the mesh order.
- `-deformation`  
                  Render vector-valued fields as deformed mesh using `mayavi`, `paraview` or `gnuplot`. This is the default vector field representation.

**-velocity**

Render vector-valued fields as arrows using **mayavi** or **paraview**.

## Component extraction and domain reduction

**-comp** *int*

**-comp** *string*

Extract the *i*-th component of a vector-valued field. For a tensor-valued field, indexing components as "00", "01", "11"... is supported.

**-domain** *name*

Reduce the visualization to the specified domain.

## Others options

**-verbose** print messages related to graphic files created and command system calls (this is the default).

**-noverbose**

does not print previous messages.

**-clean** clear temporary graphic files (this is the default).

**-noclean** does not clear temporary graphic files.

**-execute** execute graphic command (this is the default).

**-noexecute**

does not execute graphic command. Generates only graphic files. This is useful in conjunction with the **-noclean** command.

## Field file format

It contains a header and a list values at degrees of freedom. The header contains the **field** keyword followed by a line containing a format version number (presently 1), the number of degrees of freedom (i.e. the number of values listed), the mesh file name without the **‘.geo’** extension the approximation (e.g. P1, P2, etc), and finally the list of values: A sample field file (compatible with the sample mesh example presented in command manual; see Section 4.3 [geo command], page 20) writes:

```
field
1 4
square
P1
0.0
1.0
2.0
3.0
```

## Examples

```
field cube.field -cut -normal 0 1 0 -origin 0.5 0.5 0.5 -vtk
```

This command send to `vtk` the cutted 2d plane of the 3d field.

```
field cube.field -cut -normal 0 1 0 -origin 0.5 0.5 0.5 -text > cube-cut.field
```

This command generates the cutted 2d field and its associated mesh.

```
field cube.field -iso 0.5
```

This command draws the isosurface.

```
field cube.field -iso 0.5 -text > isosurf.geo
```

This command generates the isosurface as a 3d surface mesh in ‘.geo’ format. This is suitable for others treatments.

## Input file format options

TODO

## File format conversions

TODO

## Getting information

TODO

## 4.3 geo - plot a finite element mesh

(Source file: ‘`nfem/pbin/geo.cc`’)

### Synopsis

```
geo options mesh[.geo[.gz]]
```

### Description

Plot or upgrade a finite element mesh.

### Examples

Plot a mesh:

```
geo square.geo
geo box.geo
geo box.geo -full
```

Plot a mesh into a file:

```
geo square.geo -image-format png
```

Convert from a old geo file format to the new one:

```
geo -upgrade - < square-old.geo > square.geo
```

See below for the geo file format specification. The old file format does not contains edges and faces connectivity in 3d geometries, or edges connectivity in 2d geometries. The converter add it automatically into the upgraded file format. Conversely, the old file format is usefull when combined with a translator from another file format that do not provides edges and faces connectivity.

## Input file specification

- filename* specifies the name of the file containing the input mesh. The ".geo" suffix extension is assumed.
- read mesh on standard input instead on a file.
- name when mesh comes from standard input, the mesh name is not known and is set to "output" by default. This option allows to change this default. Useful when dealing with output formats (graphic, format conversion) that creates auxilliary files, based on this name.
- I*dir* Add *dir* to the rheolef file search path. This mechanism initializes a search path given by the environment variable 'RHEOPATH'. If the environment variable 'RHEOPATH' is not set, the default value is the current directory.
- I *dir*
- check Check that element orientation is positive.

## Input format options

- if *format*
- input-format *format* load mesh in *format* file format, instead of plotting it. Supported output formats are: **geo**, **bang**, **vtk**. When loading from a file, the corresponding suffix extension is assumed.

## Render specification

- gnuplot use gnuplot tool. This is the default.
- mayavi use mayavi tool.
- paraview use paraview tool.

## Render options

- [no]lattice  
When using a high order geometry, the lattice inside any element appears. Default is on;
- [no]full  
All internal edges appears, for 3d meshes. Default is off;
- [no]fill  
Fill mesh faces using light effects, when available.
- [no]stereo  
Rendering mode suitable for red-blue anaglyph 3D stereoscopic glasses. Option only available with `mayavi` or `paraview`.
- [no]shrink  
shrink elements (with `paraview` only).
- [no]cut cut by plane and clip (with `mayavi` or `paraview` only).
- [no]label  
Show or hide labels, boundary domains and various annotations. By default, domains are showed with a specific color.

## Output file format options

- geo output mesh on standard output stream in geo text file format, instead of plotting it.
- upgrade Convert from a old geo file format to the new one.
- gmsh output mesh on standard output stream in gmsh text file format, instead of plotting it.
- image-format string  
The argument is any valid image format, such as bitmap `png`, `jpg`, `gif`, `tif`, `ppm`, `bmp` or vectorial `pdf`, `eps`, `ps`, `svg` image file formats. this option can be used with the `paraview` and the `gnuplot` renders. The output file is e.g. *basename.png* when *basename* is the name of the mesh, or can be set with the `-name` option.
- resolution int int  
The argument is a couple of sizes, for the image resolution. This option can be used together with the `-image-format` for any of the bitmap image formats. This option requires the `paraview` render.

## Others options

- subdivide int  
Subdivide each edge in  $k$  parts, where  $k$  is the prescribed argument. The new vertices are numbered so that they coincide with the  $P_k$  Lagrange nodes. It



can be combined with the `-geo` option to get the subdivided mesh. In that case, default value is 1, i.e. no subdividing. It can also be combined with a graphic option, such that `-gnuplot` or `paraview`: When dealing with a curved high order geometry,  $k$  corresponds to the number of points per edge used to draw a curved element. In that case, this option is activated by default and value is the curved mesh order.

**-add-boundary**

check for a domain named "boundary"; If this domain does not exists, extract the boundary of the geometry and append it to the domain list. This command is usefull for mesh converted from generators, as `bamg`, that cannot have more than one domain specification per boundary edge.

**-rz**

**-zr** Specifies the coordinate system. Usefull when converting from `bamg` or `gmsh` format,.

**-verbose** print messages related to graphic files created and command system calls (this is the default).

**-noverbose**

does not print previous messages.

**-clean** clear temporary graphic files (this is the default).

**-noclean** does not clear temporary graphic files.

**-execute** execute graphic command (this is the default).

**-noexecute**

does not execute graphic command. Generates only graphic files. This is usefull in conjunction with the `"-noclean"` command.

**-check**

**-dump** used for debug purpose.

## Inquire options

**-size**

**-n-vertex**

print the mesh size, i.e. the number of elements (resp. of vertices) and then exit.

**-hmin**

**-hmax** print the smallest (resp. largest) edge length and then exit.

**-min-element-measure**

**-max-element-measure**

print the smallest (resp. largest) element measure and then exit.

## Geo file format

TODO

## 4.4 msh2geo - convert gmsh mesh in geo format

(Source file: 'nfem/pbin/msh2geo')

### Synopsis

```
msh2geo [-zr|-rz] input[.msh] > output.geo
```

### Description

Convert a gmsh '.msh' into '.geo' one. The output goes to standart output. See the gmsh documentation for a detailed description of the '.mshcad' input file for gmsh.

### Examples

```
gmsh -2 toto.mshcad -o toto.msh
msh2geo toto.msh > toto.geo
```

```
gmsh -2 -order 2 toto.mshcad -o toto2.msh
msh2geo toto2.msh > toto2.geo
```

### Coordinate system option

Most of rheolef codes are coordinate-system independant. The coordinate system is specified in the geometry file '.geo'.

**-zr**

**-rz** the 2d mesh is axisymmetric: **zr** (resp. **rz**) stands when the symmetry is related to the first (resp. second) coordinate.

### Notes

Pk triangle, when  $k \geq 5$ , may have internal nodes renumbered: from the

### Gmsh documentation

The nodes of a curved element are numbered in the following order:

```
the element principal vertices;
the internal nodes for each edge;
the internal nodes for each face;
the volume internal nodes.
```

The numbering for face and volume internal nodes is recursive, i.e., the numbering follows that of the nodes of an embedded face/volume. The higher order nodes are assumed to be equispaced on the element.

In rheolef, internal triangle nodes are numbered from left to right and then from bottom to top. The numbering differ for triangle when  $k \geq 5$ . Thus, msh2geo fix the corresponding internal nodes numbering during the conversion.

Pk tetrahedrons and hexaedrons in gmsh and rheolef has not the same edge-node order and orientation. E.g. for tetrahedrons, edges 13 and 23 should be swapped and reoriented as 32 and 31. Thus, `msh2geo` fix the corresponding internal nodes numbering.

## Todo

### Fix for p3-tetra

swap edges orientations for 3,4,5 and swap faces 1 and 2. Check P4(T) for face orientation. Perform face visualisation with gnuplot face fill.

See also hexa edges orient and faces numbers and orient.

Check that node are numbered by vertex-node, then edge-node, then face(tri,qua)-node and then volume(T,P,H)-node. Otherwise, renumber all nodes.

Support for high order  $\geq 6$  element ? not documented in gmsh, but gmsh supports it at run

## 4.5 bamg2geo - convert bamg mesh in geo format

(Source file: `'nfem/sbin/bamg2geo'`)

### Synopsis

```
bamg2geo options input[.bamg] input[.dmn]
bamg2geo options input[.bamg] -C1 domlabel
bamg2geo options input[.bamg] {-dom domname}*
```

### Description

Convert a bamg `' .bamg'` into `' .geo'` one. The output goes to standart output. The `' .dmn'` file specifies the domain names, since `bamg` mesh generator uses numbers as domain labels.

### Example

```
bamg -g toto.bamgcad -o toto.bamg
bamg2geo toto.bamg toto.dmn > toto.geo
```

### Bamg cad file

This file describe the boundary of the mesh geometry. A basic example writes (See bamg documentation for more);

```
MeshVersionFormatted
0
Dimension
2
Vertices
4
0 0 1
```

```

1 0 2
1 1 3
0 1 4
Edges
4
1 2 101
2 3 102
3 4 103
4 1 104
hVertices
0.1 0.1 0.1 0.1

```

## Domain name file

This auxilliary ‘.dmn’ file defines the boundary domain names as used by Rheolef, since **bamg** uses numeric labels for domains.

```

EdgeDomainNames
4
bottom
right
top
left

```

## The domain name file can also specify additional vertices domain

```

EdgeDomainNames
4
bottom
right
top
left
VerticeDomainNames
4
left_bottom
right_bottom
right_top
left_top

```

Vertice domain names are usefull for some special boundary conditions.

## Options

**-upgrade**

**-nouppgrade**

Default is to output a version 2 ‘.geo’ file format. See Section 4.3 [geo command], page 20. With the **-nouppgrade**, a version 1 file format is assumed.

**-cartesian**

**-rz**

**-zr** Specifies the coordinate system.

**-dom** *dom1* ... **-dom** *domN*

## 4.6 mkgeo\_ball – build an unstructured mesh of an ellipsoid, in 2d or 3d

(Source file: ‘nfem/sbin/mkgeo\_ball’)

### Synopsis

```
mkgeo_ball options [n]
```

### Example

The following command build a triangle based 2d unstructured mesh of the unit ball

```
mkgeo_ball -t 10 > ball-10.geo
geo -mayavi ball-10.geo
```

or in one comand line:

```
mkgeo_ball -t 10 | geo -mayavi -
```

### Description

This command is usefull when testing programs on simple geometries. Invocation is similar to `mkgeo_grid` (see Section 4.7 [mkgeo\_grid command], page 28, Section 4.8 [mkgeo\_ugrid command], page 30). It calls `gmsh` as unstructured mesh generator. It avoid the preparation of an input file for a mesh generator. The optional *n* argument is an integer that specifies the subdivision in each direction. By default *n*=10. The mesh files goes on standard output.

### Element type options

- t            2d mesh using triangles.
- q            2d mesh using quadrangles.
- tq          2d mesh using both triangles and quadrangles.

### The mesh order

-order int

The polynomial pproximation mesh order, for the curved boundary, as defined by `gmsh`. Default is order=1.

### The geometry

The geometry can be ellipse/ellipsoid inscribed in the [a,b]x[c,d] rectangle or the [a,b]x[c,d]x[f,g] parallelotope. By default a=c=f=-1 and b=d=g=1, thus, the unit balls are considered.

- s            Only a surface mesh is generated: a curved line in 2d or a curved surface mesh in 3d. In 3d, supports both '-t' and '-q' options.

-a float

-b float

-c float

-d float

-f float

-g float

## Boundary domains

The meshes defines a domain named `boundary` that groups all boundary sides.

## Others options

```
-fix
-nofix    By default, internal face and volume node from gmsh are recomputed, since they
          have incorrect coordinate that destroy the convergence properties of isoparamet-
          ric high order elements (order  $\geq 3$ ). The -nofix option skip this correction:
          this option is available for test purpose.

-clean    clear temporary files (this is the default).
-noclean  does not clear temporary files.

-verbose
-noverbose
          print intermediate commands and information messages.
```

## 4.7 mkgeo\_grid – build a strutured mesh of a parallelotope, in 1d, 2d or 3d

(Source file: ‘`nfem/sbin/mkgeo_grid`’)

### Synopsis

```
mkgeo_grid options [nx [ny [nz]]]
```

### Example

The following command build a triangular based 2d 10x10 grid of the unit square:

```
mkgeo_grid -t 10 > square-10.geo
geo square-10.geo
```

or in one comand line:

```
mkgeo_grid -t 10 | geo -
```

### Description

This command is usefull when testing programs on simple geometries. It avoid the preparation of an input file for a mesh generator. The optional `nx`, `ny` and `nz` arguments are integer that specifies the subdivision in each direction. By default `nx=10`, `ny=nx` and `nz=ny`. The mesh files goes on standard output.

The command supports all the possible element types: edges, triangles, rectangles, tetraedra, prisms and hexahedra.

## Element type options

-e	1d mesh using edges.
-t	2d mesh using triangles.
-q	2d mesh using quadrangles (rectangles).
-T	3d mesh using tetraedra.
-P	3d mesh using prisms.
-H	3d mesh using hexahedra.

## The geometry

The geometry can be any  $[a,b]$  segment,  $[a,b] \times [c,d]$  rectangle or  $[a,b] \times [c,d] \times [f,g]$  parallelotope. By default  $a=c=f=0$  and  $b=d=g=1$ , thus, the unit boxes are considered. For instance, the following command meshes the  $[-2,2] \times [-1.5, 1.5]$  rectangle:

```
mkgeo_grid -t 10 -a -2 -b 2 -c -1.5 -d 1.5 | geo -
```

```
-a float
-b float
-c float
-d float
-f float
-g float
```

## Boundary domains

-sides  
-nosides The boundary sides are represented by domains: `left`, `right`, `top`, `bottom`, `front` and `back`.

```
-boundary
-noboundary
```

This option defines a domain named `boundary` that groups all sides.

By default, both sides and the whole boundary are defined as domains:

```
mkgeo_grid -t 10 > square.geo
geo square.geo
mkgeo_grid -t 10 -nosides > square.geo
geo square.geo
mkgeo_grid -t 10 -noboundary > square.geo
geo square.geo
mkgeo_grid -t 10 -noboundary -nosides > square.geo
geo square.geo
```

## Regions

`-region`  
`-noregion`

The whole domain is splitted into two subdomains: **east** and **west**, This option is used for testing computations with subdomains (e.g. transmission problem; see the user manual).

```
mkgeo_grid -t 10 -region | geo -
```

## Corners

`-corner`  
`-nocorner`

The corners (four in 2D and eight in 3D) are defined as OD-domains. This could be usefull for some special boundary conditions.

```
mkgeo_grid -t 10 -corner | geo -
mkgeo_grid -T 5 -corner | geo -
```

## Coordinate system option

Most of rheolef codes are coordinate-system independant. The coordinate system is specified in the geometry file `‘.geo’`.

`-zr`  
`-rz`      the 2d mesh is axisymmetric: **zr** (resp. **rz**) stands when the symmetry is related to the first (resp. second) coordinate.

## File format option

### 4.8 mkgeo\_ugrid – build an unstructured mesh of a parallelotope, in 1d, 2d or 3d

(Source file: `‘nfem/sbin/mkgeo_ugrid’`)

## Synopsis

```
mkgeo_ugrid options [n]
```

## Example

The following command build a triangle based 2d unstructured mesh of the unit square:

```
mkgeo_ugrid -t 10 > square-10.geo
geo -mayavi square-10.geo
```

or in one comand line:

```
mkgeo_ugrid -t 10 | geo -mayavi -
```



## Description

This command is usefull when testing programs on simple geometries. Invocation is similar to `mkgeo_grid` (see Section 4.7 [mkgeo\_grid command], page 28). It calls `gmsh` as unstructured mesh generator. It avoid the preparation of an input file for a mesh generator. The optional `n` argument is an integer that specifies the subdivision in each direction. By default `n=10`. The mesh files goes on standard output.

The command supports all the possible element types: edges, triangles, rectangles, tetraedra, prisms and hexahedra. It supports also mixed 2D with triangles and quadrangles:

```
mkgeo_ugrid -tq 10 | geo -mayavi -
```

and mixed 3D with tetraedra, prisms and/or hexaedra:

```
mkgeo_ugrid -TP 10 | geo -mayavi -
mkgeo_ugrid -PH 10 | geo -mayavi -
mkgeo_ugrid -TPH 10 | geo -mayavi -
```

## Element type options

- `-e`        1d mesh using edges.
- `-t`        2d mesh using triangles.
- `-q`        2d mesh using quadrangles.
- `-tq`       2d mesh using both triangles and quadrangles.
- `-T`        3d mesh using tetraedra.
- `-P`        3d mesh using prisms.
- `-H`        3d mesh using hexahedra.
- `-TP`
- `-PH`
- `-TPH`      3d mesh using a mixt between tetraedra, prisms and/or hexahedra.

## The geometry

The geometry can be any `[a,b]` segment, `[a,b]x[c,d]` rectangle or `[a,b]x[c,d]x[f,g]` parallelotope. By default `a=c=f=0` and `b=d=g=1`, thus, the unit boxes are considered. For instance, the following command meshes the `[-2,2]x[-1.5, 1.5]` rectangle:

```
mkgeo_ugrid -t 10 -a -2 -b 2 -c -1.5 -d 1.5 | geo -
```

- `-a` *float*
- `-b` *float*
- `-c` *float*
- `-d` *float*
- `-f` *float*
- `-g` *float*

## Boundary domains

**-sides**

**-nosides** The boundary sides are represented by domains: **left**, **right**, **top**, **bottom**, **front** and **back**.

**-boundary**

**-noboundary**

This option defines a domain named **boundary** that groups all sides.

By default, both sides and the whole boundary are defined as domains:

```
mkgeo_ugrid -t 10 > square.geo
geo square.geo
mkgeo_ugrid -t 10 -nosides > square.geo
geo square.geo
mkgeo_ugrid -t 10 -noboundary > square.geo
geo square.geo
mkgeo_ugrid -t 10 -noboundary -nosides > square.geo
geo square.geo
```

## Regions

**-region**

**-noregion**

The whole domain is splitted into two subdomains: **east** and **west**, This option is used for testing computations with subdomains (e.g. transmission problem; see the user manual).

```
mkgeo_ugrid -t 10 -region | geo -
```

## Corners

**-corner**

**-nocorner**

The corners (four in 2D and eight in 3D) are defined as OD-domains. This could be useful for some special boundary conditions.

```
mkgeo_ugrid -t 10 -corner | geo -
mkgeo_ugrid -T 5 -corner | geo -
```

## The mesh order

**-order int**

The polynomial approximation mesh order, as defined by **gmsh**. This option enable a possible curved boundary, when applying a suitable nonlinear transformation to the mesh. Default is order=1.

## Others options

**-clean** clear temporary files (this is the default).

**-noclean** does not clear temporary files.

## 4.9 bamg - bidimensional anisotropic mesh generator

(Source file: 'util/bamg/bamg-man.txt')

### Synopsis

```
bamg options -g input[.bamgcad] -o ouput[.bamg]
```

### Example

Generate the mesh of a square  $]1,1[^2$  with a mesh size  $h=0.666$  at all vertices. Enter the unix command:

```
bamg -g toto.bamgcad -o toto.bamg
```

The geometry is defined in the `square.bamgcad` file:

```
MeshVersionFormatted 0
Dimension 2
Vertices 4
-1 -1 1
 1 -1 2
 1  1 3
-1  1 4
Edges 4
1 2 1
2 3 2
3 4 3
4 1 4
hVertices
0.666 0.666 0.666 0.666
```

The file starts with vertices, coordinates and identifier. Then come the boundary edges, using vertices identifiers and defining a boundary edge identifier.

### Outline

This software can

- 1) **create** a mesh from a geometry
- 2) **adapt** a mesh from an existing background mesh using a metric or a solution file.
- 3) **metric build**  
just build a metric file, e.g. if you have an other mesher .
- 3) **quality improve**  
of an existing mesh, by generating a new mesh.
- 5) **interpolate**  
a field from one mesh to another.

## 1) create

Create a mesh from a geometry. Example:

```
bamg -g toto.bamgcad -o toto.bamg
```

**-g** *filename*

the input file, specifying the geometry boundaries of the domain to mesh (bamg file format **DB mesh**).

**-o** *filename*

the output mesh file (bamg file format **DB mesh**). Some alternatives output file formats are supported with some **-oXY** options where **XY** is one of the supported output file formats (see below).

In addition, optional parameter can be added to specify a metric or the quality improvement. All the options are described below.

## 2) adapt

Adapt a mesh from a background mesh using a metric or solution file. Example:

```
bamg -b toto_bgd.bamg -Mbb toto_bgd_sol.bb -o toto_new.bamg
```

**-b** *filename*

the input background mesh, where the file suffix defines the format of the file: **.amdba**, **.am\_fmt**, **.am**, **.ftq**, **.nopo**. Otherwise the file is the bamg default **BD mesh** file format.

**-Mbb** *filename*

**-MBB** *filename*

**-M** *filename*

The input metric file. The **-Mbb** or **-MBB** specifies the solution file from which the metric is automatically computed, where the file is of type **bb** or **BB** (see file format below). An alternative is to specify directly the metric with the **-M** option (file format **Metric**).

**-o** *filename*

the output mesh file (bamg file format **DB mesh**). Some alternatives output file formats are supported with some **-oXY** options where **XY** is one of the supported output file formats (see below).

In addition, optional parameter can be added to control the metric generation and the quality improvement. All the options are described below.

## 3) metric build

Construct a metric file for an existing mesh and with a provided solution. This option can be used without generating a new mesh, e.g. if you have another mesher.

```
bamg -r toto_bgd.bamg -Mbb toto_bgd_sol.bb -oM toto_bgd.metric
```

**-r** *filename*

The input mesh file (bamg format **DB mesh**).

**--Mbb** *filename*

**--MBB** *filename*

The input provided solution, where the file is of type **bb** or **BB** (see file format below).

**-oM** *filename*

The output metric file, in file format **Metric** (see file format below).

In addition, optional parameter can be added to control the metric generation. All the options are described below.

#### 4) quality improve

Improve quality for an existing mesh and generate a new mesh.

```
bamg -r toto_bgd.bamg -M toto_bgd.metric -o toto_new.bamg
```

**-r** *filename*

The input mesh file (bamg format **DB mesh**).

**-M** *filename*

The input metric file, in file format **Metric** (see file format below).

**-o** *filename*

the output mesh file (bamg file format **DB mesh**). Some alternatives output file formats are supported with some **-oXY** options where **XY** is one of the supported output file formats (see below).

In addition, optional parameter can be added to control the quality improvement. All the options are described below.

#### 5) interpolate

In the adaption process, a solution has been computed with the background mesh. In order to transfer the solution of the problem under consideration on the new generated mesh, an interpolation of old solution is necessary. This tranferred solution may be a good initial guess for the solution on the new mesh. This interpolation is carried out in a P1 Lagrange context.

```
bamg -b toto_old.bamg -rbb toto_old.bb -r toto_new.bamg -obb toto_new.bb
```

**-b** *filename*

The destination input mesh file (bamg format **DB mesh**).

**-rbb** *filename*

**-rBB** *filename*

The origin input solution, where the file is of type **bb** or **BB** (see file format below).

**-r** *filename*

The origin input mesh file (bamg format DB mesh).

**-wbb** *filename*

**-wBB** *filename*

The output solution, as reinterpolated on the destination mesh.

## Creation options

**-hmax** *float*

Set the value of the maximal edge size. Default value is the diameter of the domain to be meshed.

**-hmin** *float*

Set the value of the minimal edge size. Default value is related to the size of the domain to be meshed and the grid resolution used by the mesh generator (machine dependent).

**-errg** *float*

Set the value of the relative error on geometry of the boundary. Default value is 0.1. In any case this value is greater than  $1/\sqrt{2}$ . Remark that mesh size created by this option can be smaller than the **hmin** argument due to geometrical constraint.

**-nbv** *int*

Set the maximal number of vertices of the generated mesh. Default value is 50000.

## Adaptation options

These options are relevant when computing a metric from a scalar field provided in a .bb file. Notice that, when providing a tensor metric in the .bb file, the metric computation is not performed and these options are not relevant.

**-RelError**

compute the metric with a relative error. This is the default. In this case, the metric field is defined by

$$M(x) = \frac{1}{err*coef^2} \frac{|H(x)|}{\max(CutOff, |\eta(x)|)}$$

where **err**, **coef**, **CutOff** are adjustable parameters defined below, **eta** is the solution field read in the input file and **H** is its Hessian. Here  $|\eta|$  denotes the absolute value of the field **eta** and  $|H|$  is the tensor field composed of the absolute values of the Hessian eigenvalues and with the same eigenbasis as **H**.

**-AbsError**

compute the metric with an absolute error. In this case, the metric is defined by

$$M(x) = \frac{1}{err * coef^2} \frac{|H(x)|}{(sup(eta) - inf(eta))}$$

where  $sup(eta)$  and  $inf(eta)$  denotes the two extremal values of the input solution field  $eta$ .

**-coef** *float*

the multiplicative coefficient on the mesh size. Default value is 1.0.

**-err** *float* the level of the P1 interpolation error. Default value is 0.01. Recall that this error behaves as  $O(h^2)$  locally, where  $h$  is the local mesh size. Remark on the two previous formulae that a change by a factor 1/4 is equivalent to a change by a factor 1/2 on the mesh size. So, either **coef** or **err** are specified in order to generate a convergent mesh family.

**-CutOff** *float*

the cut-off value used for the relative error criteria. Default value is 1e-5.

**-power** *float*

Set the power parameter of hessian to construct the metric. Default value is 1.

**-NbJacobi** *int*

Set the number of iterations in a smoothing procedure during the metric construction. The 0 value implies no smoothing. Default value is 1.

**-ratio** *float*

Set the ratio for a prescribed smoothing on the metric. If ratio is 0 (default value) or less than 1.1, no smoothing on the metric is done. If ratio > 1.1 the speed of mesh size variation is bounded by  $\log(ratio)$ . Remark that, as val is closer to 1, the number of vertices generated increases. This may be useful to control the thickness of refined regions near shocks or boundary layers.

**-aniso**

**-iso** The **-aniso** enforces the metric to be anisotropic. This is the default. Conversely, the metric may be of isotropic type with the **-iso** flag.

**-anisomax** *float*

Set the bound of mesh anisotropy with respect to minimal mesh size in all direction so the maximal mesh size in all direction is bounded by the ratio **anisomax**. The default value is 1e6. Remark that when **anisomax**=1, the generated mesh is isotropic.

**-hminaniso** *float*

Set the value of **hmin** the minimal edge size and set the aniso mode.

**-maxsubdiv** *float*

Change the metric such that the maximal subdivision of a background's edge is bound by the **maxsubdiv** number. The **maxsubdiv** number is always limited by 10 and this is the default value.

**-KeepBackVertices**

**-noKeepBackVertices**

Try to Keep old vertices (default). Otherwise, all vertices are created from scratch.

**-NoRescaling**

**-Rescaling**

Don't rescale the solution between [0,1] before metric computation Default is to rescale.

## Quality improvement options

**-NbSmooth** *int*

Set the number of iterations of the mesh smoothing procedure. Default value is 3.

**-omega** *float*

Set the relaxation parameter of the smoothing procedure, Default value is 1.8.

**-splitpbedge**

**-nosplitpbedge**

Sometimes, an internal edge can have its two vertices on the boundary. This causes a triangle to have all its vertices on the boundary. With the **-splitpbedge** option, this edge is splitted in two, and this situation is avoided. By default, don't split.

**-thetaquad** *float*

to create quad with 2 triangles Merge two triangles into a quadrilateral when the four angles of the quadrilateral are in the range [**thetaquad**, 180-**thetaquad**].

**-2**

to create the mesh with a mesh size divided by two.

**-2q**

to split all triangles in three quadrilaterls, and to split all quadrilaterals in four.

## Output mesh format options

**-o** *filename*

bamg DB mesh file format (default).

**-oamdba** *filename*

amdba format.

**-oftq** *filename*

ftq format.

**-omsh** *filename*

msh format (freefem3 format).

**-oam\_fmt** *filename*

am\_fmt format.

**-oam** *filename*

am format.



`-onopo filename`  
           nopo format.

## Others options

`-thetamax float`  
       Set the angular limit for a corner in degree to be curved. The angle is defined from two normals of two consecutive edges. The default is 180 degree, i.e. no corners are curved. This option is useful when no geometry are provided, e.g. remeshing from another mesh file format (`am_fmt`, `amdba`, `nopo`, etc). This parameter is normally specified in the geometry boundaries file (in BD file format) by the `AngleOfCornerBound` optional section: when this file format is used, this option has no effect.

`-v int`       Set the level of printing (verbosity), which can be chosen between 0 and 10. Default value is 1.

## Geometry file format (bamgcad)

The general structure allows to specify a mesh describing the geometry of the given domain. The identification of the boundaries are used to define boundary conditions for a partial derivative equation problem. In this case, some of the above sections are not relevant. First the required sections are:

```
MeshVersionFormatted 0
Dimension 2
Vertices nv
{x_k y_k i_k} k=1:nv
Edges ne
{i_l j_l k_l} l=1:ne
```

Next, the optional sections:

```
SubDomain nd
{2 ie_k orient_k id_k} k=1:nd
```

A sub-domain, i.e. a bounded connex components of the plan is defined using one edge identifier *ie* along with an orientation information *orient*, indicating on which side of this entity the sub-domain lies. This feature is useful, e.g. when dealing with a domain with holes. The sub-domain number is *id*. If no sub-domain are defined, then we suppose to mesh all the bounded connex component of the plan. Remark: `SubDomainFromGeom` is equivalent to `SubDomain`.

```
AngleOfCornerBound angle
```

The `AngleOfCornerBound` specifies the angular limit for a corner in degree to be curved. The angle is defined from two normals of two consecutive edges. The default is 180 degree, i.e. no corners are curved. When this angle is defined, some corners could be specified not to be curved by

```
Corners nc
{i_k} k=1:nc
```

The curved geometric representation of a boundary in two dimensions uses the edges provided in the data structure so as to define some curves of order three in the following way:

- \* an edge whose endpoints are corners and if no additional information are provided will be represented by a straight segment,
- \* an edge whose endpoints are corners but whose tangent is provided at one endpoint will be represented by a curve of degree two,
- \* an edge whose endpoints are corners but whose tangents are provided at these corners will be represented by a curve of degree three,
- \* an edge whose endpoints are not corners and with no additional information will be represented by a curve of degree three. Indeed, we use in this case the adjacent edges so as to evaluate the tangents at the edge endpoints.

In short, an edge defined by two informations will be approached by a straight line, three information allow to obtain a curve of degree two and four data allow for a approximation of degree three. The tangents are optionally specified by:

```
TangentAtEdges nt
{ie_k ive_k xt yt} k=1:nt
```

For the edge identifier *ie*, the tangent at its *ive* vertex (*ive* takes value 1 or 2) is specified by its components *xt* and *yt*. Giving the tangent vector of an edge by means of the tangent vector at a point enables us to deal with the case where several edges (boundary lines) are emanating from a point.

The required vertices, are the vertices of the support that must be present in the mesh as element vertices. Similarly, some edges can be required:

```
RequiredVertices nrv
{iv_k} k=1:nrv
RequiredEdges (nre
{ie_k} k=1:nre
```

The following features are planed for future work. For periodic boundary conditions, the section **EquivalencedEdges** indicates that two edges must be meshed the same way:

```
EquivalencedEdges nee
{ie1_k ie2_k} k=1:nee
```

Crack definition is the purpose of the **CrackedEdges** section. We specify then that an edge is identical in terms of geometry to another edge:

```
CrackedEdges nce
{ie1_k ie2_k} k=1:nce
```

## Credits

Frederic Hecht <Frederic.Hecht@inria.fr> is the author of bamg. Pierre Saramito <Pierre.Saramito@imag.fr> writes this unix man page.

## More reading

The original site of the bamg mesh generator is <http://www.ann.jussieu.fr/hecht/ftp/bamg>. Please read <http://www.ann.jussieu.fr/hecht/ftp/bamg/bamg.pdf> for the detailed file formats and more advanced examples, e.g. a mesh adaptation loop to minimize the P1 Lagrange interpolation error.

## 4.10 rheolef-config – get installation directories

(Source file: ‘rheolef-config.in’)

### Example

The following command returns the rheolef libraries directory:

```
rheolef-config --libdir
```

An environment sanity check writes:

```
rheolef-config --check
```

### Description

This command is usefull when linking executables with rheolef: libraries locations are required by the link editor. Such directories are defined while configuring rheolef, before to compile and install see Chapter 2 [Installing], page 3. The **rheolef-config** command returns these settings.

Note that **rheolef-config** could be used in Makefiles for the determination of linker flags.

Another usefull feature is the **--check** option. When **rheolef** is installed in a user directory, i.e. not as root, the sane run-time environment depends upon two environment variables. The first one is the **PATH**: **bkindir** directory may be present in **PATH**. The second environment variable is related to shared libraries, and its name is system-dependent, e.g. **LD\_LIBRARY\_PATH** on most platforms and **SHLIB\_PATH** on HP-UX. Its content may contains **bindir**.

```
rheolef-config --shlibpath-var
```

Since it is a common mistake to have incorrect values for these variable, for novice users or for adanced ones, especialy when dealing with several installed versions, the environment sanity check writes:

```
rheolef-config --check
```

If there is mistakes, a hint is suggested to fix it and the return status is 1. Instead, the return status is 0.

## File options

**--version**  
rheolef version.

**--help**     print option summary and exit.

**--prefix**   install architecture-independent files location.

**--exec-prefix**  
architecture-dependent files location.

**--includedir**  
include header directory.

**--bindir**   executables directory.

**--mandir**   man documentation directory.

**--libdir**   object code libraries directory.

**--datadir**

**--datarootdir**  
read-only architecture-independent data location.

**--pkgdatadir**  
read-only architecture-independent data location; specific for package.

**--includes**  
include compiler flags.

**--libs**     library compiler flags.

**--shlibpath-var**  
the shared library path variable.

**--library-interface-version**  
the library interface version.

**--hardcode-libdir-flag-spec**  
flag to hardcode a libdir into a binary during linking.

**--is-distributed**  
true or false: whether it is the distributed version.

**--float**     returns the rheolef Float type. Float is **double** by default. It could also be an extended arithmetic precision type as **dd\_real** (quadruple precision) or **qd\_real** (octuple precision), depending on the configure option at compile time.

**--have-old-code**

**--have-new-code**  
true or false: whether it is the new/old code branch that is installed.

## 5 Classes

### 5.1 band - compute the band arround a level set

(Source file: 'nfem/plib/band.h')

#### Description

Given a function `fh` defined in a domain `Lambda`, compute the band of elements intersecting the level set defined by  $\{x \text{ in } \Lambda, fh(x) = 0\}$ . This class is used for solving problems defined on a surface described by a level set function (See Section 6.6 [level\_set algorithm], page 124).

#### Accessors

Each side in the surface mesh, as returned by the `level_set` member function, is included into an element of the band mesh, as returned by the `band` member function. Moreover, in the distributed memory environment, this correspondance is on the same process, so local indexes can be used for this correspondance: this is the `sid_ie2bnd_ie` member functions.

#### Band topology and domains

For the direct resolution of systems posed on the band, the mesh returned by the `band()` provides some domains of vertices. The "zero" vertex domain lists all vertices `xi` such that  $fh(xi)=0$ . The "isolated" vertex domain lists all vertices `xi` such that  $fh(xi) \neq 0$  and `xi` is contained by only one element `K` and all vertices `xj` of `K` satisfies  $fh(xj)=0$ . Others vertices of the band, separated by the zero and isolated ones, are organized by connected components: the `n_connex_component` member function returns its number. Corresponding vertex domains of the band are named "cc<i>" where <i> should be replaced by any number between 0 and `n_connex_component-1`.

#### Implementation

```
template <class T, class M = rheo_default_memory_model>
class band_basic {
public:

    typedef typename geo_basic<T,M>::size_type size_type;

    // allocators:

    band_basic();
    band_basic(const field_basic<T,M>& fh,
               const level_set_option_type& opt = level_set_option_type());

    /// accessors:

    const geo_basic<T,M>& band() const { return _band; }
```

```

const geo_basic<T,M>& level_set() const { return _gamma; }
size_type sid_ie2bnd_ie (size_type sid_ie) const { return _sid_ie2bnd_ie [sid_ie]
size_type n_connected_component() const { return _ncc; }

// data:
protected:
    geo_basic<T,M>          _gamma;
    geo_basic<T,M>          _band;
    disarray<size_type,M>   _sid_ie2bnd_ie;
    size_type               _ncc;
};
typedef band_basic<Float> band;

```

## 5.2 branch - a parameter-dependent sequence of field

(Source file: 'nfem/plib/branch.h')

### Description

Stores a **field** sequence together with its associated parameter value: a **branch** variable represents a pair  $(t, u_h(t))$  for a specific value of the parameter  $t$ . Applications concern time-dependent problems and continuation methods.

This class is convenient for file inputs/outputs and building graphical animations.

### Examples

Coming soon...

### Limitations

This class is under development.

The **branch** class store pointers on **field** class without reference counting. Thus, **branch** automatic variables cannot be returned by functions. **branch** variable are limited to local variables.

### Implementation

```

template <class T, class M = rheo_default_memory_model>
class branch_basic : public std::vector<std::pair<std::string,field_basic<T,M> > >
public :
// typedefs:

    typedef std::vector<std::pair<std::string,field_basic<T,M> > >    base;
    typedef typename base::size_type                                size_type;

// allocators:

    branch_basic ();

```

```

    ~branch_basic();

#ifdef _RHEOLEF_HAVE_VARIADIC_TEMPLATE
    template <typename... Args>
    branch_basic(const std::string& parameter, Args... names);
#else // ! _RHEOLEF_HAVE_VARIADIC_TEMPLATE
    branch_basic (const std::string& parameter_name, const std::string& u0);
    branch_basic (const std::string& parameter_name, const std::string& u0,
                                                         const std::string& u1);
    branch_basic (const std::string& parameter_name, const std::string& u0,
                                                         const std::string& u1,
                                                         const std::string& u2);
#endif // ! _RHEOLEF_HAVE_VARIADIC_TEMPLATE

// accessors:

    const T& parameter () const;
    const std::string& parameter_name () const;
    size_type      n_value () const;
    size_type      n_field () const;

// modifiers:

    void set_parameter_name (const std::string& name);
    void set_parameter (const T& value);
    void set_range (const std::pair<T,T>& u_range);

// input/output:

    // get/set current value
#ifdef _RHEOLEF_HAVE_VARIADIC_TEMPLATE
    template <typename... Args>
    __branch<T,M> operator() (const T& t, const field_basic<T,M>& u0, Args... uk);
    template <typename... Args>
    __iobranch<T,M> operator() (T& t,                                     field_basic<T,M>& u0, Args&... uk)
#else // ! _RHEOLEF_HAVE_VARIADIC_TEMPLATE
    __obranch<T,M> operator() (const T& t, const field_basic<T,M>& u0);
    __obranch<T,M> operator() (const T& t, const field_basic<T,M>& u0,
                                                         const field_basic<T,M>& u1);
    __obranch<T,M> operator() (const T& t, const field_basic<T,M>& u0,
                                                         const field_basic<T,M>& u1,
                                                         const field_basic<T,M>& u2);
    __iobranch<T,M> operator() (T& t, field_basic<T,M>& u0);
    __iobranch<T,M> operator() (T& t, field_basic<T,M>& u0,
                                                         field_basic<T,M>& u1);
    __iobranch<T,M> operator() (T& t, field_basic<T,M>& u0,
                                                         field_basic<T,M>& u1,
                                                         field_basic<T,M>& u2);
#endif // ! _RHEOLEF_HAVE_VARIADIC_TEMPLATE

```

```

__branch_header<T,M>      header ();
__const_branch_header<T,M> header () const;
__const_branch_finalize<T,M> finalize () const;

```

## 5.3 characteristic - the Lagrange-Galerkin method implemented

(Source file: 'nfem/plib/characteristic.h')

### Synopsys

The class `characteristic` implements the Lagrange-Galerkin method: It is the extension of the method of characteristic from the finite difference to the finite element context.

### Example

Consider the bilinear form `lh` defined by

$$lh(x) = \frac{\int_{\Omega} u_h(x+dh(x)) v(x) dx}{\int_{\Omega} 1 dx}$$

where `dh` is a deformation vector field. The characteristic is defined by  $X(x)=x+dh(x)$  and the previous integral writes equivalently:

$$lh(x) = \frac{\int_{\Omega} u_h(X(x)) v(x) dx}{\int_{\Omega} 1 dx}$$

For instance, in Lagrange-Galerkin methods, the deformation field  $dh(x)=-dt*uh(x)$  where `uh` is the advection field and `dt` a time step. The following code implements the computation of `lh`:

```

field dh = ...;
field uh = ...;
characteristic X (dh);
test v (Xh);
field lh = integrate (compose(uh, X)*v, qopt);

```

The Gauss-Lobatto quadrature formule is recommended for Lagrange-Galerkin methods. The order equal to the polynomial order of `Xh` (order 1: trapeze, order 2: simpson, etc). Recall that this choice of quadrature formulae guaranties unconditional stability at any polynomial order. Alternative quadrature formulae or order can be used by using the additional quadrature option argument to the `integrate` function see Section 6.4 [integrate algorithm], page 122.



## Implementation

```

template<class T, class M = rheo_default_memory_model>
class characteristic_basic : public smart_pointer<characteristic_rep<T,M> > {
public:
    typedef characteristic_rep<T,M> rep;
    typedef smart_pointer<rep>      base;

    // allocator:

    characteristic_basic(const field_basic<T,M>& dh);

    // accessors:

    const field_basic<T,M>& get_displacement() const;

    const characteristic_on_quadrature<T,M>&
    get_pre_computed (
        const space_basic<T,M>&      Xh,
        const field_basic<T,M>&      dh,
        const quadrature_option_type& qopt) const;

};
typedef characteristic_basic<Float> characteristic;

```

## 5.4 field - piecewise polynomial finite element field

(Source file: 'nfem/plib/field.h')

### Description

Store degrees of freedom associated to a mesh and a piecewise polynomial approximation, with respect to the numbering defined by the underlying Section 5.10 [space class], page 70. This class contains two vectors, namely unknown and blocked degrees of freedoms, and the associated finite element space. Blocked and unknown degrees of freedom can be set by using domain name indexation:

```

    geo omega ("circle");
    space Xh (omega, "P1");
    Xh.block ("boundary");
    field uh (Xh);
    uh ["boundary"] = 0;

```

### Interpolation

Interpolation of a function *u* in a field *uh* with respect to the interpolation writes:

```

Float u (const point& x) { return x[0]*x[1]; }
...

```

```
field uh = interpolate (Xh, u);
```

## Linear algebra

Linear algebra, such as `uh+vh`, `uh-vh` and `lambda*uh + mu*vh`, where `lambda` and `mu` are of type `Float`, are supported. The duality product between two fields `lh` and `vh` writes simply `dual(lh,vh)`: for discrete fields, it corresponds to a simple Euclidian dot product in  $\mathbb{R}^n$ . The application of a bilinear form (see Section 5.6 [form class], page 55) writes `m(uh,vh)` and is equivalent to `dual(m*uh,vh)`.

## Non-linear algebra

Non-linear operations, such as `sqrt(uh)` or `1/uh` are also available. Notice that non-linear operations do not returns in general piecewise polynomials: the value returned by `sqrt(uh)` may be filtered by `interpolate`,

```
field vh = interpolate (Xh, sqrt(uh));
```

the Lagrange interpolant, to becomes a piecewise polynomial: All standard unary and binary math functions `abs`, `cos`, `sin...` are available on fields. Also `sqr(uh)`, the square of a field, and `min(uh,vh)`, `max(uh,vh)` are provided. Binary functions can be used also with a scalar, as in

```
field vh = interpolate (Xh, max (abs(uh), 0));
field wh = interpolate (Xh, pow (abs(uh), 1./3));
```

For applying a user-provided function to a field, use the `compose` function:

```
field vh = interpolate(Xh, compose(f, uh));
field wh = interpolate(Xh, compose(f, uh, vh));
```

The composition supports also general unary and binary class-functions. Also, the multiplication `uh*vh` and the division `uh/vh` returns a result that is not in the same discrete finite element space: its result may be filtered by the `interpolate` operator:

```
field wh = interpolate(Xh, uh*vh);
```

Any function or class function can be used in nonlinear expressions: the function is interpolated in the specified finite element space.

There is a special predefined class-function named `normal` that represents the outer unit normal vector on a boundary domain or surfacic mesh:

```
size_t k = omega.order();
string n_approx = "P" + itos(k-1) + "d";
space Nh (omega["boundary"], n_approx, "vector");
field nh = interpolate(Nh, normal());
```

The `normal()` function could appear in any nonlinear field expression: it is evaluated on the fly, based on the current mesh. Notice that when using isoparametric elements, the normal vector is no more constant along any face of the mesh. Also, on general curved domains, the unit normal vector is discontinuous accross boundary element interfaces.

## Access by domain

The restriction of a field to a geometric domain, says "boundary" writes `uh["boundary"]`: it represents the trace of the field on the boundary:

```
space Xh (omega, "P1");
uh["boundary"] = 0;
```

Extraction of the trace as a field is also possible:

```
field wh = uh["boundary"];
```

The space associated to the trace writes `wh.get_space()` and is equivalent to `space(omega["boundary"], "P1")`. See see Section 5.10 [space class], page 70.

## Vector valued field

A vector-valued field contains several components, as:

```
space Xh (omega, "P2", "vector");
field uh (Xh);
field vh = uh[0] - uh[1];
field nh = norm (uh);
```

The `norm` function returns the euclidian norm of the vector-valuated field at each degree of freedom: its result is a scalar field.

## Tensor valued field

A tensor-valued field can be constructed and used as:

```
space Th (omega, "P1d", "tensor");
field sigma_h (Xh);
field trace_h = sigma(0,0) + sigma_h(1,1);
field nh = norm (sigma_h);
```

The `norm` function returns the euclidian norm of the tensor-valuated field at each degree of freedom: its result is a scalar field. Notice that, as tensor-valued fields are symmetric, extra-diagonals are counted twice.

## General multi-component interface

A general multi-component field writes:

```
space Th (omega, "P1d", "tensor");
space Vh (omega, "P2", "vector");
space Qh (omega, "P1");
space Xh = Th*Vh*Qh;
field xh (Xh);
field tau_h = xh[0]; // tensor-valued
field uh    = xh[1]; // vector-valued
field qh    = xh[2]; // scalar
```

Remark the hierarchical multi-component field structure: the first-component is tensor-valued and the second-one is vector-valued. There is no limitation upon the hierarchical number of levels in use.

For any field `xh`, the string `xh.valued()` returns `"scalar"` for a scalar field and `"vector"` for a vector-valued one. Other possible values are `"tensor"` and `"other"`. The `xh.size()` returns the number of field components. When the field is scalar, it returns zero by convention, and `xh[0]` is undefined. A vector-valued field has `d` components, where `d=omega.dimension()`. A tensor-valued field has `d*(d+1)/2` components, where `d=omega.dimension()`.

## Blocked and unblocked arrays

The field class contains two vectors of degrees-of-freedom (dof) associated respectively to blocked and unknown dofs. Blocked dofs corresponds to Dirichlet boundary conditions, as specified by space (See see Section 5.10 [space class], page 70). Access to these vectors is allowed via some accessors: a read-only one, as `uh.u()` and `uh.b()`, and a read-and-write one, as `uh.set_u()` and `uh.set_b()`, see see Section 5.28 [vec class], page 113.

## Low-level degree-of-freedom access

The field class provides a STL-like container interface for accessing the degrees-of-freedom (dof) of a finite element field `uh`. The number of dofs is `uh.ndof()` and any dof can be accessed via `uh.dof(idof)`. A non-local dof at the partition interface can be obtained via `uh.dis_dof(dis_idof)` where `dis_idof` is the (global) distributed index associated to the distribution `uh.ownership()`.

For performances, a STL-like iterator interface is available, with `uh.begin_dof()` and `uh.end_dof()` returns iterators to the dofs on the current processor. See see Section 5.20 [disarray class], page 96 for more about distributed arrays.

For convenience, `uh.max()`, `uh.min()` and `uh.max_abs()` return respectively the maximum, minimum and maximum of the absolute value of the degrees of freedom.

## File format

TODO

## Implementation note

The field expression use the expression template technics in order to avoid temporaries when evaluating complex expressions.

## Implementation

```
template <class T, class M = rheo_default_memory_model>
class field_basic : public std::unary_function<point_basic<typename scalar_traits<T>::value_type, M>, T>
public :
    // typedefs:
```

```

typedef typename std::size_t          size_type;
typedef M                             memory_type;
typedef T                             scalar_type;
typedef typename float_traits<T>::type float_type;
// typedef undetermined_basic<T>      value_type; // TODO
typedef T                             value_type; // TO_CLEAN
typedef space_constant::valued_type    valued_type;
typedef geo_basic  <float_type,M>       geo_type;
typedef space_basic<float_type,M>       space_type;
typedef typename vec<T,M>::dis_reference dis_reference;
class iterator;
class const_iterator;

// allocator/deallocator:

field_basic();

explicit field_basic (
    const space_type& V,
    const T& init_value = std::numeric_limits<T>::max());

void resize (
    const space_type& V,
    const T& init_value = std::numeric_limits<T>::max());

field_basic<T,M>& operator= (const T&);
field_basic<T,M>& operator= (const field_basic<T,M>&);

#ifdef TO_CLEAN
field_basic (const field_indirect<T,M>&);
field_basic<T, M>& operator= (const field_indirect<T,M>&);
field_basic (const field_indirect_const<T,M>&);
field_basic<T, M>& operator= (const field_indirect_const<T,M>&);
field_basic (const field_component<T,M>&);
field_basic<T, M>& operator= (const field_component<T,M>&);
field_basic (const field_component_const<T,M>&);
field_basic<T, M>& operator= (const field_component_const<T,M>&);
#endif // TO_CLEAN

// linear expressions:
template <class Expr, class SFINAE
    = typename std::enable_if<
        details::is_field_expr_v2_linear_arg<Expr>::value
        && ! details::is_field<Expr>::value
    >::type>
field_basic (const Expr& expr);

template <class Expr, class SFINAE
    = typename std::enable_if<

```

```

        details::is_field_expr_v2_linear_arg<Expr>::value
        && ! details::is_field<Expr>::value
        >::type>
    field_basic<T, M>& operator= (const Expr&);

// initializer list (c++ 2011):

#ifdef _RHEOLEF_HAVE_STD_INITIALIZER_LIST
    field_basic (const std::initializer_list<field_concat_value<T,M> >& init_list);
    field_basic<T,M>& operator= (const std::initializer_list<field_concat_value<T,M> >& init_list);
#endif // _RHEOLEF_HAVE_STD_INITIALIZER_LIST

// accessors:

    const space_type& get_space() const { return _V; }
    const geo_type& get_geo() const { return _V.get_geo(); }
    std::string stamp() const { return _V.stamp(); }
    std::string get_approx() const { return _V.get_approx(); }
    valued_type valued_tag() const { return _V.valued_tag(); }
    const std::string& valued() const { return _V.valued(); }

// accessors & modifiers to unknown & blocked parts:

    const vec<T,M>& u() const { return _u; }
    const vec<T,M>& b() const { return _b; }
    vec<T,M>& set_u() { dis_dof_indexes_requires_update(); return _u; }
    vec<T,M>& set_b() { dis_dof_indexes_requires_update(); return _b; }

// accessors to extremas:

    T min() const;
    T max() const;
    T max_abs() const;
    T min_abs() const;

// accessors by domains:

    field_indirect<T,M> operator[] (const geo_basic<T,M>& dom);
    field_indirect_const<T,M> operator[] (const geo_basic<T,M>& dom) const;
    field_indirect<T,M> operator[] (std::string dom_name);
    field_indirect_const<T,M> operator[] (std::string dom_name) const;

// accessors by components:

    size_type size() const { return _V.size(); }
    field_component<T,M> operator[] (size_type i_comp);
    field_component_const<T,M> operator[] (size_type i_comp) const;
    field_component<T,M> operator() (size_type i_comp, size_type j_comp);
    field_component_const<T,M> operator() (size_type i_comp, size_type j_comp) const;

```

```

// accessors by degrees-of-freedom (dof):

    const distributor& ownership() const { return get_space().ownership(); }
    const communicator& comm() const { return ownership().comm(); }
    size_type      ndof() const { return ownership().size(); }
    size_type dis_ndof() const { return ownership().dis_size(); }
        T& dof (size_type idof);
    const T& dof (size_type idof) const;
    const T& dis_dof (size_type dis_idof) const;
    // write access to non-local dis_idof changes to others procs
    dis_reference dis_dof_entry (size_type dis_idof);

    iterator begin_dof();
    iterator end_dof();
    const_iterator begin_dof() const;
    const_iterator end_dof() const;

// input/output:

    idiststream& get (idiststream& ips);
    odiststream& put (odiststream& ops) const;
    odiststream& put_field (odiststream& ops) const;

// evaluate uh(x) where x is given locally as hat_x in K:

    T dis_evaluate (const point_basic<T>& x, size_type i_comp = 0) const;
    T operator() (const point_basic<T>& x) const { return dis_evaluate (x,0); }
    point_basic<T> dis_vector_evaluate (const point_basic<T>& x) const;

// internals:
public:

    // evaluate uh(x) where x is given locally as hat_x in K:
    // requires to call field::dis_dof_upgrade() before.
    T evaluate (const geo_element& K, const point_basic<T>& hat_xq, size_type i_comp) const;

    // propagate changed values shared at partition boundaries to others procs
    void dis_dof_update() const;

    template <class Expr>
    void assembly_internal (
        const geo_basic<T,M>&      dom,
        const geo_basic<T,M>&      band,
        const band_basic<T,M>&     gh,
        const Expr&                expr,
        const quadrature_option_type& qopt,
        bool                       is_on_band);
    template <class Expr>

```

```

void assembly (
    const geo_basic<T,M>&          domain,
    const Expr&                   expr,
    const quadrature_option_type& qopt);
template <class Expr>
void assembly (
    const band_basic<T,M>&          gh,
    const Expr&                   expr,
    const quadrature_option_type& qopt);

protected:
    void dis_dof_indexes_requires_update() const;
    void dis_dof_assembly_requires_update() const;

// data:
    space_type    _V;
    mutable vec<T,M> _u;
    mutable vec<T,M> _b;
    mutable bool    _dis_dof_indexes_requires_update;
    mutable bool    _dis_dof_assembly_requires_update;
};
template <class T, class M>
idiststream& operator >> (odiststream& ips, field_basic<T,M>& u);

template <class T, class M>
odiststream& operator << (odiststream& ops, const field_basic<T,M>& uh);

typedef field_basic<Float> field;
typedef field_basic<Float,sequential> field_sequential;

```

## 5.5 field\_functor - a functor wrapper suitable for field expressions

(Source file: 'nfem/plib/field\_functor.h')

### Description

This class is now obsolete, from Rheolef version 6.7 and is maintained for backward compatibility purpose only. Until Rheolef version 6.6, this class was used to mark functors with profil compatible with fields, i.e. that accepts `point` as parameter and returns a field value (scalar, vector, tensor). This mark was used to filter field expression arguments in `interpolate` and `integrate`. From version 6.7, this mark is no more required, and any function or functor that is callable with a `point` as argument is valid in a field expression.

A functor is a class-function, i.e. a class that defines the `operator()`. A variable `f` of a class-function can be used as `f(arg)` and when its argument is of type `point` see Section 5.12 [point class], page 74, the function `f` interprets as a continuous field field. Thus, it can be interpolated see Section 6.5 [interpolate algorithm], page 124 and it can be combined



within field expressions see Section 5.4 [field class], page 47 that appears in arguments of see Section 6.4 [integrate algorithm], page 122.

### Example

```
struct f : field_functor<f,Float> {
    Float operator() (const point& x) const { return 1-norm(x); }
};
// ...
geo omega ("square");
space Xh (omega, "P1");
field fh = interpolate (Xh, f);
test (Xh);
field lh = integrate (f*v);
```

### Implementation note

The current implementation of a `field_functor` class bases on the curiously recurring template pattern (CRTP) C++ idiom: the definition of the class `f` derives from `field_functor<f,Float>` that depend itself upon `f`. So, be carrefull when using copy-paste, as there is no checks if you write e.g. `field_functor<g,Float>` with another function `g` instead of `f`.

### Implementation

```
template <class Function, class Result>
struct field_functor
    : std::unary_function<point_basic<float_traits<Result> >,Result> {
    const Function& get_ref() const { return static_cast<const Function&>(*this); }
    operator Function() const { return get_ref(); }
    Result operator() (const point& x) const { return get_ref().operator()(x); }
};
```

## 5.6 form - representation of a finite element bilinear form

(Source file: 'nfem/plib/form.h')

### Description

The form class groups four sparse matrix, associated to a bilinear form on two finite element spaces:

$$\begin{array}{ll} \mathbf{a}: \mathbf{U} \times \mathbf{V} & \longrightarrow \mathbb{R} \\ (u,v) & \longmapsto \mathbf{a}(u,v) \end{array}$$

The operator  $\mathbf{A}$  associated to the bilinear form is defined by:

$$\begin{array}{ll} \mathbf{A}: \mathbf{U} & \longrightarrow \mathbf{V}' \\ u & \longmapsto \mathbf{A}(u) \end{array}$$

where  $u$  and  $v$  are fields (see Section 5.4 [field class], page 47), and  $A(u)$  is such that  $a(u,v) = \langle A(u), v \rangle$  for all  $u$  in  $U$  and  $v$  in  $V$  and where  $\langle \cdot, \cdot \rangle$  denotes the duality product between  $V$  and  $V'$ . Since  $V$  is a finite dimensional spaces, the duality product is the euclidian product in  $\mathbb{R}^{\dim(V)}$ .

Since both  $U$  and  $V$  are finite dimensional spaces, the linear operator can be represented by a matrix. The `form` class is represented by four sparse matrix in `csr` format (see Section 5.18 [csr class], page 88), associated to unknown and blocked degrees of freedom of origin and destination spaces (see Section 5.10 [space class], page 70).

## Example

The operator  $A$  associated to a bilinear form  $a(\cdot, \cdot)$  by the relation  $(Au, v) = a(u, v)$  could be applied by using a sample matrix notation  $A*u$ , as shown by the following code:

```
geo omega("square");
space V (omega, "P1");
form a (V,V, "grad_grad");
field uh = interpolate (fct, V);
field vh = a*uh;
cout << v;
```

The form-field  $vh=a*uh$  operation is equivalent to the following matrix-vector operations:

```
vh.set_u() = a.uu()*uh.u() + a.ub()*uh.b();
vh.set_b() = a.bu()*uh.u() + a.bb()*uh.b();
```

## Algebra

Forms, as matrices (see Section 5.18 [csr class], page 88), support linear algebra: Adding or subtracting two forms writes  $a+b$  and  $a-b$ , respectively, and multiplying a form by a field  $uh$  writes  $a*uh$ . Thus, any linear combination of forms is available.

## Weighted form

A weighted form is a form with an extra weight function  $w(x)$ , e.g.:

$$a(uh, vh) = \int_{\Omega} \text{grad}(uh) \cdot \text{grad}(vh) w(x) dx$$

In the present implementation,  $w$  can be any field, function or class-function or any non-linear field expression (see Section 5.4 [field class], page 47). As the integration cannot be performed exactly in general, a quadrature formula can be supplied. This feature is extensively used when solving nonlinear problems.

## Implementation

```

template<class T, class M>
class form_basic {
public :
// typedefs:

    typedef typename csr<T,M>::size_type    size_type;
    typedef T                               value_type;
    typedef typename scalar_traits<T>::type float_type;
    typedef geo_basic<float_type,M>         geo_type;
    typedef space_basic<float_type,M>       space_type;

// allocator/deallocator:

    form_basic ();
    form_basic (const form_basic<T,M>&);
    form_basic<T,M>& operator= (const form_basic<T,M>&);

// allocators from initializer list (c++ 2011):

#ifdef _RHEOLEF_HAVE_STD_INITIALIZER_LIST
    form_basic (const std::initializer_list<form_concat_value<T,M> >& init_list);
    form_basic (const std::initializer_list<form_concat_line <T,M> >& init_list);
#endif // _RHEOLEF_HAVE_STD_INITIALIZER_LIST

// accessors:

    const space_type& get_first_space() const;
    const space_type& get_second_space() const;
    const geo_type&   get_geo() const;

    const communicator& comm() const;

// linear algebra:

    form_basic<T,M> operator+ (const form_basic<T,M>& b) const;
    form_basic<T,M> operator- (const form_basic<T,M>& b) const;
    form_basic<T,M> operator* (const form_basic<T,M>& b) const;
    form_basic<T,M>& operator*= (const T& lambda);
    field_basic<T,M> operator* (const field_basic<T,M>& xh) const;
    field_basic<T,M> trans_mult (const field_basic<T,M>& yh) const;
    float_type operator () (const field_basic<T,M>& uh, const field_basic<T,M>& vh)

// io:

    odistream& put (odistream& ops, bool show_partition = true) const;
    void dump (std::string name) const;

```

```

// accessors & modifiers to unknown & blocked parts:

const csr<T,M>&      uu() const { return _uu; }
const csr<T,M>&      ub() const { return _ub; }
const csr<T,M>&      bu() const { return _bu; }
const csr<T,M>&      bb() const { return _bb; }
const csr<T,M>& set_uu()      { return _uu; }
const csr<T,M>& set_ub()      { return _ub; }
const csr<T,M>& set_bu()      { return _bu; }
const csr<T,M>& set_bb()      { return _bb; }

// data
protected:
    space_type  _X;
    space_type  _Y;
    csr<T,M>    _uu;
    csr<T,M>    _ub;
    csr<T,M>    _bu;
    csr<T,M>    _bb;

// internals:
public:
    // with vf expression arg
    template <class Expr>
    void assembly_internal (
        const geo_basic<T,M>&      dom,
        const geo_basic<T,M>&      band,
        const band_basic<T,M>&     gh,
        const Expr&                expr,
        const form_option_type&    fopt,
        bool                       is_on_band);
    template <class Expr>
    void assembly (
        const geo_basic<T,M>&      domain,
        const Expr&                expr,
        const form_option_type&    fopt);
    template <class Expr>
    void assembly (
        const band_basic<T,M>&     gh,
        const Expr&                expr,
        const form_option_type&    fopt);

// backward compat: named forms
form_basic (const space_type& X, const space_type& Y,
            const std::string& name = "",
            const quadrature_option_type& qopt = quadrature_option_type());

form_basic (const space_type& X, const space_type& Y,
            const std::string& name,

```

```

        const field_basic<T,M>& weight,
        const quadrature_option_type& qopt = quadrature_option_type());

template<class Function>
form_basic (const space_type& X, const space_type& Y,
            const std::string& name,
            Function weight,
            const quadrature_option_type& qopt = quadrature_option_type());

form_basic (const space_type& X, const space_type& Y,
            const std::string& name,
            const geo_basic<T,M>& gamma,
            const quadrature_option_type& qopt = quadrature_option_type());

form_basic (const space_type& X, const space_type& Y,
            const std::string& name,
            const geo_basic<T,M>& gamma,
            const field_basic<T,M>& weight,
            const quadrature_option_type& qopt = quadrature_option_type());

template<class Function>
form_basic (
    const space_type& X,
    const space_type& Y,
    const std::string& name,
    const geo_basic<T,M>& gamma,
    Function weight,
    const quadrature_option_type& qopt = quadrature_option_type());
protected:
    // backward compat: named forms (cont.)
    template<class WeightFunction>
    void form_init (
        const std::string&      name,
        bool                    has_weight,
        WeightFunction           weight,
        const quadrature_option_type& qopt);
    template<class WeightFunction>
    void form_init_on_domain (
        const std::string&      name,
        const geo_basic<T,M>&    gamma,
        bool                    has_weight,
        WeightFunction           weight,
        const geo_basic<T,M>&    w_omega, // the domain where the fct wei
        const quadrature_option_type& qopt);
};
template<class T, class M> form_basic<T,M> trans (const form_basic<T,M>& a);
template<class T, class M> field_basic<T,M> diag (const form_basic<T,M>& a);
template<class T, class M> form_basic<T,M> diag (const field_basic<T,M>& dh);
typedef form_basic<Float,rho_default_memory_model> form;

```

## 5.7 form\_option\_type - send options to the integrate function

(Source file: 'nfem/plib/form\_option\_type.h')

### Description

This class is used to send options to the integrate function when building a form. It allows to set the quadrature formulae that is used for numerical integration see Section 5.13 [quadrature\_option\_type class], page 79 and two boolean flags.

### Flags

#### ignore\_sys\_coord

This flag has effects only for axisymmetric coordinate systems. When set, it omits the  $r$  weight in the  $r \, dr \, dz$  measure during the numerical integration performed the `integrate` function. This feature is usefull for computing the stream function in the axisymmetric case.

#### lump

This flag, when set, perfoms a *mass lumping procedure* on the matrix at the element level:

$$a(i,i) := \sum(j) a(i,j)$$

The resulting matrix is diagonal. This feature is usefull for computing a diagonal approximation of the mass matrix for the continuous P1 element.

#### invert

This flag, when set, perfoms a *local inversion* on the matrix at the element level:

$$a := \text{inv}(a)$$

This procedure is allowed only when the global matrix is block diagonal, e.g. for discontinuous or bubble approximations. This property is true when basis functions have a compact support inside exactly one element.

### Default flag values

All flags are set to false by default.

### Implementation

```
struct form_option_type : quadrature_option_type {
// allocators:
  form_option_type();
  form_option_type (const form_option_type& fopt);
  form_option_type (const quadrature_option_type& qopt);
  form_option_type& operator= (const form_option_type& fopt);
#ifdef TO_CLEAN
  operator quadrature_option_type() const { return *this; }
#endif // TO_CLEAN
// data:
```

```
    bool ignore_sys_coord, lump, invert;
};
```

## 5.8 functor - a function wrapper suitable for field expressions

(Source file: 'nfem/plib/functor.h')

### Description

A *functor* is a class-function, i.e. a class that defines the `operator()`: it can be used in place of an usual function. Moreover, functors can be used in Rheolef field expressions, mixed with fields (see Section 5.4 [field class], page 47). For instance, assuming that `uh` is a field and `u_ex` is a functor:

```
Float err_l1 = integrate (omega, abs(uh - uh_ex), qopt);
```

where `omega` denotes a mesh (see Section 5.9 [geo class], page 61) and `qopt` a quadrature formula (see Section 5.13 [quadrature\_option\_type class], page 79). See also the Section 6.4 [integrate algorithm], page 122 function. An usual function `u_ex_f` cannot always be mixed so nicely in expressions, due to c++ language rules. For instance, the following expression is valid:

```
Float err_l1 = integrate (omega, abs(uh - u_ex_f), qopt);
```

In some case, the compiler cannot build a field expression using usual functions e.g.

```
Float I = integrate (omega, 0.5*u_ex_f), qopt);
```

because `0.5*u_ex_f` is a direct algebraic operation between usual functions and floating points, that is not defined in the c++ language. A way to circumvent this difficulty is to convert the usual function into a functor, as in:

```
Float I = integrate (omega, 0.5*functor(u_ex_f)), qopt);
```

### Implementation

```
template<class R, class... Args>
std::function<R(Args...)>
functor (R(*f)(Args...)) {
    return std::function<R(Args...)>(f);
}
```

## 5.9 geo - finite element mesh

(Source file: 'nfem/plib/geo.h')

### Synopsys

Distributed finite element mesh.

## Implementation

```

template <class T>
class geo_basic<T,sequential> : public smart_pointer_clone<geo_abstract_rep<T,sequen
public:

// typedefs:

    typedef sequential                                memory_type;
    typedef geo_abstract_rep<T,sequential>            rep;
    typedef geo_rep<T,sequential>                     rep_geo_rep;
    typedef smart_pointer_clone<rep>                  base;
    typedef typename rep::size_type                   size_type;
    typedef typename rep::node_type                   node_type;
    typedef typename rep::variant_type                variant_type;
    typedef typename rep::reference                   reference;
    typedef typename rep::const_reference             const_reference;
    typedef typename rep::iterator                    iterator;
    typedef typename rep::const_iterator              const_iterator;
    typedef typename rep::iterator_by_variant         iterator_by_variant;
    typedef typename rep::const_iterator_by_variant   const_iterator_by_variant;
    typedef typename rep::coordinate_type              coordinate_type;

// allocators:

    geo_basic ();
    geo_basic (std::string name, const communicator& comm = communicator());
    void load (std::string name, const communicator& comm = communicator());
    geo_basic (const domain_indirect_basic<sequential>& dom, const geo_basic<T,sequen

// build from_list (for level set)
    geo_basic (
        const geo_basic<T,sequential>&                lambda,
        const disarray<point_basic<T>,sequential>&      node_list,
        const std::array<disarray<geo_element_auto<heap_allocator<size_type> >,sequen
                reference_element::max_variant>& elt_list)
        : base (new_macro(rep_geo_rep(lambda,node_list,elt_list))) {}

// accessors:

    std::string          name() const { return base::data().name(); }
    std::string          familyname() const { return base::data().familyname(); }
    size_type            dimension() const { return base::data().dimension(); }
    size_type            map_dimension() const { return base::data().map_dimension(); }
    size_type            serial_number() const { return base::data().serial_number(); }
    size_type            variant() const { return base::data().variant(); }
    coordinate_type       coordinate_system() const { return base::data().coordinate_sy
    std::string           coordinate_system_name() const { return space_constant::coordinate
    const basis_basic<T>& get_piola_basis() const { return base::data().get_piola_b

```



```

size_type          order() const { return base::data().get_piola_base::order(); }
const node_type&    xmin() const { return base::data().xmin(); }
const node_type&    xmax() const { return base::data().xmax(); }
const T&            hmin() const { return base::data().hmin(); }
const T&            hmax() const { return base::data().hmax(); }
const distributor& geo_element_ownership(size_type dim) const { return base::data().geo_element_ownership(dim); }
const geo_size&     sizes() const { return base::data().sizes(); }
const geo_size&     ios_sizes() const { return base::data().ios_sizes(); }
const_reference get_geo_element (size_type dim, size_type ige) const { return base::data().get_geo_element(dim, ige); }
const_reference get_geo_element (size_type dim, size_type ige) const { return base::data().get_geo_element(dim, ige); }
const_reference dis_get_geo_element (size_type dim, size_type dis_ige) const { return base::data().dis_get_geo_element(dim, dis_ige); }
const geo_element& bgd2dom_geo_element (const geo_element& bgd_K) const { return base::data().bgd2dom_geo_element(bgd_K); }
const geo_element& dom2bgd_geo_element (const geo_element& dom_K) const { return base::data().dom2bgd_geo_element(dom_K); }
size_type neighbour (size_type ie, size_type loc_isid) const { return base::data().neighbour(ie, loc_isid); }
void neighbour_guard() const { base::data().neighbour_guard(); }
size_type          n_node() const { return base::data().n_node(); }
const node_type&    node(size_type inod) const { return base::data().node(inod); }
const node_type&    dis_node(size_type dis_inod) const { return base::data().dis_node(dis_inod); }
void dis_inod (const geo_element& K, std::vector<size_type>& dis_inod) const { return base::data().dis_inod(K, dis_inod); }
node_type piola (const geo_element& K, const node_type& hat_x) const { return base::data().piola(K, hat_x); }
const disarray<node_type, sequential>& get_nodes() const { return base::data().get_nodes(); }
size_type dis_inod2dis_iv (size_type dis_inod) const { return base::data().dis_inod2dis_iv(dis_inod); }

size_type n_domain_indirect () const { return base::data().n_domain_indirect (); }
bool have_domain_indirect (const std::string& name) const { return base::data().have_domain_indirect(name); }
const domain_indirect_basic<sequential>& get_domain_indirect (size_type i) const { return base::data().get_domain_indirect(i); }
const domain_indirect_basic<sequential>& get_domain_indirect (const std::string& name) const { return base::data().get_domain_indirect(name); }
void insert_domain_indirect (const domain_indirect_basic<sequential>& dom) const { base::data().insert_domain_indirect(dom); }

size_type n_domain () const { return base::data().n_domain_indirect (); }
geo_basic<T, sequential> get_domain (size_type i) const;
geo_basic<T, sequential> operator[] (const std::string& name) const;
geo_basic<T, sequential> boundary() const;
geo_basic<T, sequential> internal_sides() const;
geo_basic<T, sequential> sides() const;

size_type seq_locate (
    const point_basic<T>& x,
    size_type dis_ie_guest = std::numeric_limits<size_type>::max()) const { return base::data().seq_locate(x, dis_ie_guest); }
size_type dis_locate (
    const point_basic<T>& x,
    size_type dis_ie_guest = std::numeric_limits<size_type>::max()) const { return base::data().dis_locate(x, dis_ie_guest); }

```

```

        { return base::data().dis_locate (x, dis_ie_guest); }
void locate (
    const disarray<point_basic<T>, sequential>& x,
    disarray<size_type, sequential>& dis_ie) const
    { return base::data().locate (x, dis_ie); }
size_type seq_trace_move (
    const point_basic<T>&      x,
    const point_basic<T>&      v,
    point_basic<T>&            y) const
    { return base::data().seq_trace_move (x,v,y); }
size_type dis_trace_move (
    const point_basic<T>&      x,
    const point_basic<T>&      v,
    point_basic<T>&            y) const
    { return base::data().dis_trace_move (x,v,y); }
void trace_ray_boundary (
    const disarray<point_basic<T>,sequential>&      x,
    const disarray<point_basic<T>,sequential>&      v,
    disarray<size_type, sequential>&                  dis_ie,
    disarray<point_basic<T>,sequential>&              y) const
    { return base::data().trace_ray_boundary (x,v,y,dis_ie); }
void trace_move (
    const disarray<point_basic<T>,sequential>&      x,
    const disarray<point_basic<T>,sequential>&      v,
    disarray<size_type, sequential>&                  dis_ie,
    disarray<point_basic<T>,sequential>&              y) const
    { return base::data().trace_move (x,v,dis_ie,y); }
size_type seq_nearest (
    const point_basic<T>&      x,
    point_basic<T>&            x_nearest) const
    { return base::data().seq_nearest (x, x_nearest); }
size_type dis_nearest (
    const point_basic<T>&      x,
    point_basic<T>&            x_nearest) const
    { return base::data().dis_nearest (x, x_nearest); }
void nearest (
    const disarray<point_basic<T>,sequential>&      x,
    disarray<point_basic<T>,sequential>&              x_nearest,
    disarray<size_type, sequential>&                  dis_ie) const
    { base::data().nearest (x, x_nearest, dis_ie); }

// modifiers:

void set_name (std::string name);
void set_dimension (size_type dim);
void set_serial_number (size_type i);
void reset_order (size_type order);
void set_coordinate_system (coordinate_type sys_coord);
void set_coordinate_system (std::string sys_coord_name) { set_coordinate_system

```

```

void set_nodes (const disarray<node_type,sequential>& x);
void build_by_subdividing (const geo_basic<T,sequential>& omega, size_type k);
void build_from_data (
    const geo_header&                                hdr,
    const disarray<node_type, sequential>&             node,
    std::array<disarray<geo_element_auto<heap_allocator<size_type> >,sequential>&
    tmp_geo_element> >,
    bool do_upgrade);

// extended accessors:

const communicator& comm() const { return geo_element_ownership (0).comm; }
size_type size(size_type dim) const { return base::data().geo_element_ownership (dim).size; }
size_type dis_size(size_type dim) const { return base::data().geo_element_ownership (dim).dis_size; }
size_type size() const { return size (map_dimension()); }
size_type dis_size() const { return dis_size (map_dimension()); }
size_type n_vertex() const { return size (0); }
size_type dis_n_vertex() const { return dis_size (0); }
const_reference operator[] (size_type ie) const { return get_geo_element (map_dimension(), ie); }
reference operator[] (size_type ie) { return get_geo_element (map_dimension(), ie); }
const_iterator begin (size_type dim) const { return base::data().begin(dim); }
const_iterator end (size_type dim) const { return base::data().end (dim); }
const_iterator begin () const { return begin(map_dimension()); }
const_iterator end () const { return end (map_dimension()); }

const_iterator_by_variant begin_by_variant (variant_type variant) const
{ return base::data().begin_by_variant (variant); }
const_iterator_by_variant end_by_variant (variant_type variant) const
{ return base::data().end_by_variant (variant); }

const geo_basic<T,sequential>& get_background_geo() const; // code in geo_domain.cpp
geo_basic<T,sequential> get_background_domain() const;

// for compatibility with distributed interface:

size_type ige2ios_dis_ige (size_type dim, size_type ige) const { return ige; }
size_type dis_ige2ios_dis_ige (size_type dim, size_type dis_ige) const { return dis_ige; }
size_type ios_ige2dis_ige (size_type dim, size_type ios_ige) const { return ios_ige; }

// comparator:

bool operator== (const geo_basic<T,sequential>& omega2) const { return base::data() == omega2.base::data(); }

// i/o:

idiststream& get (idiststream& ips);
odiststream& put (odiststream& ops) const;
void save (std::string filename = "") const;
void dump (std::string name) const { base::data().dump (name); }

```

```

    bool check (bool verbose = true) const { return base::data().check(verbose); }
};

```

## Implementation

```

template <class T>
class geo_basic<T,distributed> : public smart_pointer_clone<geo_abstract_rep<T,distributed>>
public:

// typedefs:

    typedef distributed                memory_type;
    typedef geo_abstract_rep<T,distributed> rep;
    typedef geo_rep<T,distributed>      rep_geo_rep;
    typedef smart_pointer_clone<rep>    base;
    typedef typename rep::size_type    size_type;
    typedef typename rep::node_type    node_type;
    typedef typename rep::variant_type variant_type;
    typedef typename rep::node_map_type node_map_type;
    typedef typename rep::reference    reference;
    typedef typename rep::const_reference const_reference;
    typedef typename rep::iterator    iterator;
    typedef typename rep::const_iterator const_iterator;
    typedef typename rep::iterator_by_variant iterator_by_variant;
    typedef typename rep::const_iterator_by_variant const_iterator_by_variant;
    typedef typename rep::coordinate_type coordinate_type;

// allocators:

    geo_basic ();
    geo_basic (std::string name, const communicator& comm = communicator());
    void load (std::string name, const communicator& comm = communicator());
    geo_basic (const domain_indirect_basic<distributed>& dom, const geo_basic<T,distributed>& base)
    {
        // build from_list (for level set)
        geo_basic (
            const geo_basic<T,distributed>& lambda,
            const disarray<point_basic<T>,distributed>& node_list,
            const std::array<disarray<geo_element_auto<heap_allocator<size_type>>,distributed>& elt_list,
                reference_element::max_variant>& elt_list)
            : base (new_macro(rep_geo_rep(lambda,node_list,elt_list))) {}
    }

// accessors:

    std::string name() const { return base::data().name(); }
    std::string familyname() const { return base::data().familyname(); }
    size_type dimension() const { return base::data().dimension(); }
    size_type map_dimension() const { return base::data().map_dimension(); }
    size_type serial_number() const { return base::data().serial_number(); }

```

```

size_type                variant() const { return base::data().variant(); }
coordinate_type    coordinate_system() const { return base::data().coordinate_sy
std::string coordinate_system_name() const { return space_constant::coordinate
const basis_basic<T>& get_piola_basis() const { return base::data().get_piola_bas
size_type                order() const { return base::data().get_piola_bas
const node_type&         xmin() const { return base::data().xmin(); }
const node_type&         xmax() const { return base::data().xmax(); }
const T&                  hmin() const { return base::data().hmin(); }
const T&                  hmax() const { return base::data().hmax(); }
const distributor& geo_element_ownership(size_type dim) const
    { return base::data().geo_element_ownership (dim); }
const geo_size&          sizes()                const { return base::data().sizes(); }
const geo_size& ios_sizes()                const { return base::data().ios_sizes(
const_reference get_geo_element (size_type dim, size_type ige) const
    { return base::data().get_geo_element (dim, ige); }
const_reference dis_get_geo_element (size_type dim, size_type dis_ige) const
    { return base::data().dis_get_geo_element (dim, dis_ige); }
const geo_element& bgd2dom_geo_element (const geo_element& bgd_K) const
    { return base::data().bgd2dom_geo_element (bgd_K); }
const geo_element& dom2bgd_geo_element (const geo_element& dom_K) const
    { return base::data().dom2bgd_geo_element (dom_K); }
size_type neighbour (size_type ie, size_type loc_isid) const {
    return base::data().neighbour (ie, loc_isid); }
void neighbour_guard() const { base::data().neighbour_guard(); }
distributor geo_element_ios_ownership (size_type dim) const {
    return base::data().geo_element_ios_ownership (dim); }
size_type ige2ios_dis_ige (size_type dim, size_type ige) const {
    return base::data().ige2ios_dis_ige (dim,ige); }
size_type dis_ige2ios_dis_ige (size_type dim, size_type dis_ige) const {
    return base::data().dis_ige2ios_dis_ige (dim,dis_ige); }
size_type ios_ige2dis_ige (size_type dim, size_type ios_ige) const {
    return base::data().ios_ige2dis_ige (dim, ios_ige); }
size_type                n_node() const { return base::data().n_node(); }
const node_type&         node(size_type      inod) const { return base::data().node(
const node_type& dis_node(size_type dis_inod) const { return base::data().dis_n
void dis_inod (const geo_element& K, std::vector<size_type>& dis_inod) const {
    return base::data().dis_inod(K,dis_inod); }
node_type piola (const geo_element& K, const node_type& hat_x) const { return b
const disarray<node_type,distributed>& get_nodes() const { return base::data().

size_type n_domain_indirect () const { return base::data().n_domain_indirect ()
bool have_domain_indirect (const std::string& name) const { return base::data()
const domain_indirect_basic<distributed>& get_domain_indirect (size_type i) con
    return base::data().get_domain_indirect (i); }
const domain_indirect_basic<distributed>& get_domain_indirect (const std::string
    return base::data().get_domain_indirect (name); }
void insert_domain_indirect (const domain_indirect_basic<distributed>& dom) co
    base::data().insert_domain_indirect (dom); }

```

```

size_type n_domain () const { return base::data().n_domain_indirect (); }
geo_basic<T,distributed> get_domain (size_type i) const;
geo_basic<T,distributed> operator[] (const std::string& name) const;
geo_basic<T,distributed> boundary() const;
geo_basic<T,distributed> internal_sides() const;
geo_basic<T,distributed> sides() const;

size_type seq_locate (
    const point_basic<T>& x,
    size_type dis_ie_guest = std::numeric_limits<size_type>::max()) const
{ return base::data().seq_locate (x, dis_ie_guest); }
size_type dis_locate (
    const point_basic<T>& x,
    size_type dis_ie_guest = std::numeric_limits<size_type>::max()) const
{ return base::data().dis_locate (x, dis_ie_guest); }
void locate (const disarray<point_basic<T>, distributed>& x, disarray<size_type>
{ return base::data().locate (x, dis_ie); }
size_type seq_trace_move (
    const point_basic<T>&      x,
    const point_basic<T>&      v,
    point_basic<T>&           y) const
{ return base::data().seq_trace_move (x,v,y)
size_type dis_trace_move (
    const point_basic<T>&      x,
    const point_basic<T>&      v,
    point_basic<T>&           y) const
{ return base::data().dis_trace_move (x,v,y)
void trace_ray_boundary (
    const disarray<point_basic<T>,distributed>&      x,
    const disarray<point_basic<T>,distributed>&      v,
    disarray<size_type, distributed>&                dis_ie,
    disarray<point_basic<T>,distributed>&            y) const
{ return base::data().trace_ray_boundary (x
void trace_move (
    const disarray<point_basic<T>,distributed>&      x,
    const disarray<point_basic<T>,distributed>&      v,
    disarray<size_type, distributed>&                dis_ie,
    disarray<point_basic<T>,distributed>&            y) const
{ return base::data().trace_move (x,v,dis_i
size_type seq_nearest (
    const point_basic<T>&      x,
    point_basic<T>&           x_nearest) const
{ return base::data().seq_nearest (x, x_nea
size_type dis_nearest (
    const point_basic<T>&      x,
    point_basic<T>&           x_nearest) const
{ return base::data().dis_nearest (x, x_nea
void nearest (
    const disarray<point_basic<T>,distributed>&      x,

```

```

        disarray<point_basic<T>,distributed>&      x_nearest,
        disarray<size_type, distributed>&          dis_ie) const
        { base::data().nearest (x, x_nearest, dis_i
// modifiers:

void set_nodes (const disarray<node_type,distributed>& x);
void reset_order (size_type order);
size_type dis_inod2dis_iv (size_type dis_inod) const { return base::data().dis_
void set_coordinate_system (coordinate_type sys_coord);
void set_coordinate_system (std::string sys_coord_name) { set_coordinate_system
void set_dimension (size_type dim);
void set_serial_number (size_type i);
void set_name (std::string name);
void build_by_subdividing (const geo_basic<T,distributed>& omega, size_type k);

// extended accessors:

size_type      size(size_type dim) const { return base::data().geo_element_owner
size_type dis_size(size_type dim) const { return base::data().geo_element_owner
const communicator& comm()          const { return geo_element_ownership (0).comm
size_type      size()                const { return size      (map_dimension()); }
size_type dis_size()                const { return dis_size (map_dimension()); }
size_type      n_vertex()            const { return size      (0); }
size_type dis_n_vertex()            const { return dis_size (0); }
const_reference operator[] (size_type ie) const
        { return get_geo_element (map_dimension(), ie); }

const_iterator begin (size_type dim) const { return base::data().begin(dim); }
const_iterator end   (size_type dim) const { return base::data().end  (dim); }
const_iterator begin ()          const { return begin(map_dimension()); }
const_iterator end   ()          const { return end  (map_dimension()); }

const_iterator_by_variant begin_by_variant (variant_type variant) const
        { return base::data().begin_by_variant (variant); }
const_iterator_by_variant end_by_variant (variant_type variant) const
        { return base::data(). end_by_variant (variant); }

const geo_basic<T,distributed>& get_background_geo() const; // code in geo_doma
geo_basic<T,distributed> get_background_domain() const;

// comparator:

bool operator== (const geo_basic<T,distributed>& omega2) const { return base::d

// i/o:

odiststream& put (odiststream& ops) const { return base::data().put (ops); }
idiststream& get (idiststream& ips);
void save (std::string filename = "") const;

```

```

        bool check (bool verbose = true) const { return base::data().check(verbose); }

// utilities:

void set_ios_permutation (
    std::array<size_type,reference_element::max_variant>& loc_ndof_by_variant,
    disarray<size_type,distributed>& idof2ios_dis_idof) co
    { base::data().set_ios_permutation (loc_ndof_by_variant, idof2ios_dis_idof); }
};

```

## 5.10 space – piecewise polynomial finite element space

(Source file: ‘nfem/plib/space.h’)

### Description

The `space` class contains some numbering for unknowns and blocked degrees of freedoms related to a given mesh and polynomial approximation.

### Synopsis

```

space Q (omega, "P1");
space V (omega, "P2", "vector");
space T (omega, "P1d", "tensor");

```

### Product

```

space X = T*V*Q;
space Q2 = pow(Q,2);

```

### Implementation

```

template <class T>
class space_basic<T,sequential> : public smart_pointer<space_rep<T,sequential>> > {
public:

// typedefs:

    typedef space_rep<T,sequential>    rep;
    typedef smart_pointer<rep>          base;
    typedef typename rep::size_type    size_type;
    typedef typename rep::valued_type  valued_type;

// allocators:

    space_basic (const geo_basic<T,sequential>& omega = (geo_basic<T,sequential>())
        std::string approx = "", std::string valued = "scalar");
    space_basic (const space_mult_list<T,sequential>& expr);
    space_basic (const space_constitution<T,sequential>& constit);

```



```

// accessors:

void block (std::string dom_name);
void unblock(std::string dom_name);
void block (const domain_indirect_basic<sequential>& dom);
void unblock(const domain_indirect_basic<sequential>& dom);

const distributor& ownership() const;
const communicator& comm() const;
size_type ndof() const;
size_type dis_ndof() const;

const geo_basic<T,sequential>& get_geo() const;
const numbering<T,sequential>& get_numbering() const;
size_type size() const;
valued_type valued_tag() const;
const std::string& valued() const;
space_component<T,sequential> operator[] (size_type i_comp);
space_component_const<T,sequential> operator[] (size_type i_comp) const;
const space_constitution<T,sequential>& get_constitution() const;
size_type degree() const;
std::string get_approx() const;
std::string stamp() const;

void dis_idof (const geo_element& K, std::vector<size_type>& dis_idof) const;

const distributor& iu_ownership() const;
const distributor& ib_ownership() const;

bool is_blocked (size_type idof) const;
size_type iub (size_type idof) const;
bool dis_is_blocked (size_type dis_idof) const;
size_type dis_iub (size_type dis_idof) const;

const distributor& ios_ownership() const;
size_type idof2ios_dis_idof (size_type idof) const;
size_type ios_idof2dis_idof (size_type ios_idof) const;

const point_basic<T>& xdof (size_type idof) const;
const disarray<point_basic<T>,sequential>& get_xdofs() const;

template <class Function>
T momentum (const Function& f, size_type idof) const;

template <class Function>
point_basic<T> vector_momentum (const Function& f, size_type idof) const;

template <class Function>

```

```

    tensor_basic<T> tensor_momentum (const Function& f, size_type idof) const;

    disarray<size_type, sequential> build_indirect_array (
        const space_basic<T,sequential>& Wh, const std::string& dom_name) const;

    disarray<size_type, sequential> build_indirect_array (
        const space_basic<T,sequential>& Wh, const geo_basic<T,sequential>& bgd_gam

    const std::set<size_type>& ext_iu_set() const { return base::data().ext_iu_set(
    const std::set<size_type>& ext_ib_set() const { return base::data().ext_ib_set(

// comparator:

    bool operator== (const space_basic<T,sequential>& V2) const { return base::data
    bool operator!= (const space_basic<T,sequential>& V2) const { return ! operator
    friend bool are_compatible (const space_basic<T,sequential>& V1, const space_ba
        return are_compatible (V1.data(), V2.data()); }

};

```

## Implementation

```

template <class T>
class space_basic<T,distributed> : public smart_pointer<space_rep<T,distributed> >
public:

// typedefs:

    typedef space_rep<T,distributed> rep;
    typedef smart_pointer<rep> base;
    typedef typename rep::size_type size_type;
    typedef typename rep::valued_type valued_type;

// allocators:

    space_basic (const geo_basic<T,distributed>& omega = (geo_basic<T,distributed>(
        std::string approx = "", std::string valued = "scalar"));
    space_basic (const space_mult_list<T,distributed>&);
    space_basic (const space_constitution<T,distributed>& constit);

// accessors:

    void block (std::string dom_name);
    void unblock(std::string dom_name);
    void block (const domain_indirect_basic<distributed>& dom);
    void unblock(const domain_indirect_basic<distributed>& dom);

    const distributor& ownership() const;
    const communicator& comm() const;
    size_type ndof() const;

```

```

size_type          dis_ndof() const;

const geo_basic<T,distributed>& get_geo() const;
const numbering<T,distributed>& get_numbering() const;
size_type size() const;
valued_type        valued_tag()    const;
const std::string&  valued()        const;
space_component<T,distributed>      operator[] (size_type i_comp);
space_component_const<T,distributed> operator[] (size_type i_comp) const;
const space_constitution<T,distributed>& get_constitution() const;
size_type degree() const;
std::string get_approx() const;
std::string stamp() const;

void dis_idof (const geo_element& K, std::vector<size_type>& dis_idof) const;

const distributor& iu_ownership() const;
const distributor& ib_ownership() const;

bool      is_blocked (size_type      idof) const;
size_type iub (size_type      idof) const;

bool dis_is_blocked (size_type dis_idof) const;
size_type dis_iub (size_type dis_idof) const;

const distributor& ios_ownership() const;
size_type idof2ios_dis_idof (size_type idof) const;
size_type ios_idof2dis_idof (size_type ios_idof) const;

const point_basic<T>& xdof (size_type idof) const;
const disarray<point_basic<T>,distributed>& get_xdofs() const;

template <class Function>
T momentum (const Function& f, size_type idof) const;

template <class Function>
point_basic<T> vector_momentum (const Function& f, size_type idof) const;

template <class Function>
tensor_basic<T> tensor_momentum (const Function& f, size_type idof) const;

disarray<size_type, distributed> build_indirect_array (
    const space_basic<T,distributed>& Wh, const std::string& dom_name) const;

disarray<size_type, distributed> build_indirect_array (
    const space_basic<T,distributed>& Wh, const geo_basic<T,distributed>& bgd_g

const std::set<size_type>& ext_iu_set() const { return base::data().ext_iu_set(
const std::set<size_type>& ext_ib_set() const { return base::data().ext_ib_set(

```

```
// comparator:

    bool operator== (const space_basic<T,distributed>& V2) const { return base::data==V2.data(); }
    bool operator!= (const space_basic<T,distributed>& V2) const { return ! operator== (V2); }
    friend bool are_compatible (const space_basic<T,distributed>& V1, const space_basic<T,distributed>& V2) {
        return are_compatible (V1.data(), V2.data()); }
};
```

## 5.11 test, trial - symbolic arguments in variational expressions

(Source file: 'nfem/plib/test.h')

### Description

These classes are used for test and trial functions involved in variational formulations. Variational formulations could be specified by expressions, in the spirit of c++ embeded languages. A variable of the `test` type represents the formal argument (the test-function) in the definition of a linear form, as in:

```
geo omega ("circle");
space Xh (omega, "P1");
test v(Xh);
field lh = integrate (omega, 2*v);
```

For a bilinear form, the test-function represents its second formal argument, while the first one is designed by the `trial` type:

```
trial u(Xh);
test v(Xh);
form m = integrate (omega, u*v),
      a = integrate (omega, dot(grad(u),grad(v)));
```

The `field_vf` class is able to represents either `test` or `trial` types: it could be used to formally define a differential operator, as:

```
D(u) = (grad(u)+trans(grad(u)))
```

## 5.12 point - vertex of a mesh

(Source file: 'nfem/geo\_element/point.h')

### Description

Defines geometrical vertex as an array of coordinates. This array is also used as a vector of the three dimensional physical space.

## Implementation

```

template <class T>
class point_basic {
public:

// typedefs:

    typedef size_t size_type;
    typedef T      element_type;
    typedef T      scalar_type;
    typedef T      float_type;

// allocators:

    explicit point_basic () { _x[0] = T(); _x[1] = T(); _x[2] = T(); }

    explicit point_basic (
        const T& x0,
        const T& x1 = 0,
        const T& x2 = 0)
        { _x[0] = x0; _x[1] = x1; _x[2] = x2; }

    template <class T1>
    point_basic<T>(const point_basic<T1>& p)
        { _x[0] = p._x[0]; _x[1] = p._x[1]; _x[2] = p._x[2]; }

    template <class T1>
    point_basic<T>& operator = (const point_basic<T1>& p)
        { _x[0] = p._x[0]; _x[1] = p._x[1]; _x[2] = p._x[2]; return *this; }

#ifdef _RHEOLEF_HAVE_STD_INITIALIZER_LIST
    point_basic (const std::initializer_list<T>& il);
#endif // _RHEOLEF_HAVE_STD_INITIALIZER_LIST

// accessors:

    T& operator[](int i_coord)          { return _x[i_coord%3]; }
    const T& operator[](int i_coord) const { return _x[i_coord%3]; }
    T& operator()(int i_coord)          { return _x[i_coord%3]; }
    const T& operator()(int i_coord) const { return _x[i_coord%3]; }

// interface for CGAL library inter-operability:
    const T& x() const { return _x[0]; }
    const T& y() const { return _x[1]; }
    const T& z() const { return _x[2]; }
    T& x(){ return _x[0]; }
    T& y(){ return _x[1]; }
    T& z(){ return _x[2]; }

```

```
// inputs/outputs:
```

```
std::istream& get (std::istream& s, int d = 3)
{
    switch (d) {
        case 0 : _x[0] = _x[1] = _x[2] = 0; return s;
        case 1 : _x[1] = _x[2] = 0; return s >> _x[0];
        case 2 : _x[2] = 0; return s >> _x[0] >> _x[1];
        default: return s >> _x[0] >> _x[1] >> _x[2];
    }
}
// output
std::ostream& put (std::ostream& s, int d = 3) const;
```

```
// algebra:
```

```
bool operator== (const point_basic<T>& v) const
{ return _x[0] == v[0] && _x[1] == v[1] && _x[2] == v[2]; }

bool operator!= (const point_basic<T>& v) const
{ return !operator==(v); }

point_basic<T>& operator+= (const point_basic<T>& v)
{ _x[0] += v[0]; _x[1] += v[1]; _x[2] += v[2]; return *this; }

point_basic<T>& operator-= (const point_basic<T>& v)
{ _x[0] -= v[0]; _x[1] -= v[1]; _x[2] -= v[2]; return *this; }

point_basic<T>& operator*= (const T& a)
{ _x[0] *= a; _x[1] *= a; _x[2] *= a; return *this; }

point_basic<T>& operator/= (const T& a)
{ _x[0] /= a; _x[1] /= a; _x[2] /= a; return *this; }

point_basic<T> operator+ (const point_basic<T>& v) const
{ return point_basic<T> (_x[0]+v[0], _x[1]+v[1], _x[2]+v[2]); }

point_basic<T> operator- () const
{ return point_basic<T> (-_x[0], -_x[1], -_x[2]); }

point_basic<T> operator- (const point_basic<T>& v) const
{ return point_basic<T> (_x[0]-v[0], _x[1]-v[1], _x[2]-v[2]); }

template <class U>
typename
std::enable_if<
    details::is_rheolef_arithmetic<U>::value
, point_basic<T>
```

```

>::type
operator* (const U& a) const
    { return point_basic<T> (_x[0]*a, _x[1]*a, _x[2]*a); }
point_basic<T> operator/ (const T& a) const
    { return operator* (T(1)/T(a)); }
point_basic<T> operator/ (point_basic<T> v) const
    { return point_basic<T> (_x[0]/v[0], _x[1]/v[1], _x[2]/v[2]); }

// data:
// protected:
    T _x[3];
// internal:
    static T _my_abs(const T& x) { return (x > T(0)) ? x : -x; }
};
typedef point_basic<Float> point;

// algebra:
template <class T, class U>
inline
typename
std::enable_if<
    details::is_rheolef_arithmetic<U>::value
,point_basic<T>
>::type
operator* (const U& a, const point_basic<T>& u)
{
    return point_basic<T> (a*u[0], a*u[1], a*u[2]);
}
template<class T>
inline
point_basic<T>
vect (const point_basic<T>& v, const point_basic<T>& w)
{
    return point_basic<T> (
        v[1]*w[2]-v[2]*w[1],
        v[2]*w[0]-v[0]*w[2],
        v[0]*w[1]-v[1]*w[0]);
}
// metrics:
template<class T>
inline
T dot (const point_basic<T>& x, const point_basic<T>& y)
{
    return x[0]*y[0]+x[1]*y[1]+x[2]*y[2];
}
template<class T>
inline
T norm2 (const point_basic<T>& x)
{

```

```

    return dot(x,x);
}
template<class T>
inline
T norm (const point_basic<T>& x)
{
    return sqrt(norm2(x));
}
template<class T>
inline
T dist2 (const point_basic<T>& x,  const point_basic<T>& y)
{
    return norm2(x-y);
}
template<class T>
inline
T dist (const point_basic<T>& x,  const point_basic<T>& y)
{
    return norm(x-y);
}
template<class T>
inline
T dist_infty (const point_basic<T>& x,  const point_basic<T>& y)
{
    return max(point_basic<T>::_my_abs(x[0]-y[0]),
               max(point_basic<T>::_my_abs(x[1]-y[1]),
                   point_basic<T>::_my_abs(x[2]-y[2])));
}
template <class T>
T vect2d (const point_basic<T>& v, const point_basic<T>& w);

template <class T>
T mixt (const point_basic<T>& u, const point_basic<T>& v, const point_basic<T>& w);

// robust(exact) floating point predicates: return the sign of the value as (0, > 0
// formally: orient2d(a,b,x) = vect2d(a-x,b-x)
template <class T>
int
sign_orient2d (
    const point_basic<T>& a,
    const point_basic<T>& b,
    const point_basic<T>& c);

template <class T>
int
sign_orient3d (
    const point_basic<T>& a,
    const point_basic<T>& b,
    const point_basic<T>& c,

```



```

    const point_basic<T>& d);

// compute also the value:
template <class T>
T orient2d(
    const point_basic<T>& a,
    const point_basic<T>& b,
    const point_basic<T>& c);

// formally: orient3d(a,b,c,x) = mixt3d(a-x,b-x,c-x)
template <class T>
T orient3d(
    const point_basic<T>& a,
    const point_basic<T>& b,
    const point_basic<T>& c,
    const point_basic<T>& d);

template <class T>
std::string ptos (const point_basic<T>& x, int d = 3);

// ccomparators: lexicographic order
template<class T, size_t d>
bool
lexicographically_less (const point_basic<T>& a, const point_basic<T>& b)
{
    for (typename point_basic<T>::size_type i = 0; i < d; i++) {
        if (a[i] < b[i]) return true;
        if (a[i] > b[i]) return false;
    }
    return false; // equality
}

```

### 5.13 quadrature\_option\_type - send options to the integrate function

(Source file: 'nfem/geo\_element/quadrature\_option\_type.h')

#### Synopsys

The `quadrature_option_type` class is used to send options to the `integrate` function see Section 6.4 [integrate algorithm], page 122. This class allows to set the family (Gauss, Gauss-Lobatto, etc) and the polynomial degree that is exactly integrated.

A special family name, call `equispaced`, refers to an equispaced set of point, suitable for some irregular functions, e.g. the Heaviside function. In that case, the `order` parameter refers to the number of nodes used. For instance, `order=1` refers to the trapezoidal formulae and for the general case, there are `order+1` nodes per edges. See also the see Section 7.13 [quadrature iclass], page 160 for more on quadrature formulae.

## Implementation

```

class quadrature_option_type {
public:
// typedefs:

    typedef size_t size_type;

    typedef enum {
        gauss            = 0,
        gauss_lobatto    = 1,
        gauss_radau      = 2,
        middle_edge      = 3,
        superconvergent  = 4,
        equispaced       = 5,
        max_family       = 6
    } family_type; // update also family_name[] in quatature.cc

// allocators:

    quadrature_option_type(
        family_type ft = quadrature_option_type::gauss,
        size_type k = std::numeric_limits<size_type>::max());

    quadrature_option_type (const quadrature_option_type& qopt);
    quadrature_option_type& operator= (const quadrature_option_type& qopt);

// accessors & modifiers:

    size_t      get_order() const;
    family_type get_family() const;
    std::string get_family_name() const;
    void set_order (size_t r);
    void set_family (family_type type);
    void set_family (std::string name);
// data:
protected:
    family_type _family;
    size_t      _order;
};

```

### 5.14 tensor - a N\*N tensor, N=1,2,3

(Source file: 'nfem/geo\_element/tensor.h')

#### Synopsys

The `tensor` class defines a 3\*3 tensor, as the value of a tensorial valued field. Basic algebra with scalars, vectors of  $\mathbb{R}^3$  (i.e. the `point` class) and `tensor` objects are supported.

## Implementation

```

template<class T>
class tensor_basic {
    public:

        typedef size_t size_type;
        typedef T      element_type;
        typedef T      float_type;

    // allocators:

        tensor_basic (const T& init_val = 0);
        tensor_basic (T x[3][3]);
        tensor_basic (const tensor_basic<T>& a);
        static tensor_basic<T> eye (size_type d = 3);

#ifdef _RHEOLEF_HAVE_STD_INITIALIZER_LIST
        tensor_basic (const std::initializer_list<std::initializer_list<T> >& il);
#endif // _RHEOLEF_HAVE_STD_INITIALIZER_LIST

    // affectation:

        tensor_basic<T>& operator= (const tensor_basic<T>& a);
        tensor_basic<T>& operator= (const T& val);

    // modifiers:

        void fill (const T& init_val);
        void reset ();
        void set_row    (const point_basic<T>& r, size_t i, size_t d = 3);
        void set_column (const point_basic<T>& c, size_t j, size_t d = 3);

    // accessors:

        T& operator()(size_type i, size_type j);
        const T& operator()(size_type i, size_type j) const;
        point_basic<T> row(size_type i) const;
        point_basic<T> col(size_type i) const;
        size_t nrow() const; // = 3, for template matrix compatibility
        size_t ncol() const;

    // inputs/outputs:

        std::ostream& put (std::ostream& s, size_type d = 3) const;
        std::istream& get (std::istream&);

    // algebra:

```

```

    bool operator== (const tensor_basic<T>&) const;
    bool operator!= (const tensor_basic<T>& b) const { return ! operator== (b); }
    const tensor_basic<T>& operator+ () const { return *this; }
    tensor_basic<T> operator- () const;
    tensor_basic<T> operator+ (const tensor_basic<T>& b) const;
    tensor_basic<T> operator- (const tensor_basic<T>& b) const;
    tensor_basic<T> operator* (const tensor_basic<T>& b) const;
    tensor_basic<T> operator* (const T& k) const;
    tensor_basic<T> operator/ (const T& k) const;
    point_basic<T> operator* (const point_basic<T>&) const;
    point_basic<T> trans_mult (const point_basic<T>& x) const;

// metric and geometric transformations:

    T determinant (size_type d = 3) const;

// spectral:
    // eigenvalues & eigenvectors:
    // a = q*d*q^T
    // a may be symmetric
    // where q=(q1,q2,q3) are eigenvectors in rows (orthonormal matrix)
    // and d=(d1,d2,d3) are eigenvalues, sorted in decreasing order d1 >= d2
    // return d
    point_basic<T> eig (tensor_basic<T>& q, size_t dim = 3) const;
    point_basic<T> eig (size_t dim = 3) const;

    // singular value decomposition:
    // a = u*s*v^T
    // a can be unsymmetric
    // where u=(u1,u2,u3) are left pseudo-eigenvectors in rows (orthonormal matrix)
    // v=(v1,v2,v3) are right pseudo-eigenvectors in rows (orthonormal matrix)
    // and s=(s1,s2,s3) are eigenvalues, sorted in decreasing order s1 >= s2
    // return s
    point_basic<T> svd (tensor_basic<T>& u, tensor_basic<T>& v, size_t dim = 3) const;

// data:
    T _x[3][3];
};
typedef tensor_basic<Float> tensor;

// algebra (cont.)

template <class U>
point_basic<U> operator* (const point_basic<U>& yt, const tensor_basic<U>& a);
template <class U>
tensor_basic<U> trans (const tensor_basic<U>& a, size_t d = 3);
template <class U>
void prod (const tensor_basic<U>& a, const tensor_basic<U>& b, tensor_basic<U>& res,
           size_t di=3, size_t dj=3, size_t dk=3);

```

```

// tr(a) = a00 + a11 + a22
template <class U>
U tr (const tensor_basic<U>& a, size_t d=3);
template <class U>
U ddot (const tensor_basic<U>&, const tensor_basic<U>&);
// a = u otimes v <==> aij = ui*vj
template <class U>
tensor_basic<U> otimes (const point_basic<U>& u, const point_basic<U>& v, size_t d=3);
template <class U>
tensor_basic<U> inv (const tensor_basic<U>& a, size_t d = 3);
template <class U>
tensor_basic<U> diag (const point_basic<U>& d);
template <class U>
point_basic<U> diag (const tensor_basic<U>& a);
template <class U>
U determinant (const tensor_basic<U>& A, size_t d = 3);
template <class U>
bool invert_3x3 (const tensor_basic<U>& A, tensor_basic<U>& result);

// nonlinear algebra:
template<class T>
tensor_basic<T> exp (const tensor_basic<T>& a, size_t d = 3);

// inputs/outputs:
template<class T>
inline
std::istream& operator>> (std::istream& in, tensor_basic<T>& a)
{
    return a.get (in);
}
template<class T>
inline
std::ostream& operator<< (std::ostream& out, const tensor_basic<T>& a)
{
    return a.put (out);
}
// t += a otimes b
template<class T>
void cumul_otimes (tensor_basic<T>& t, const point_basic<T>& a, const point_basic<T>& b);
template<class T>
void cumul_otimes (tensor_basic<T>& t, const point_basic<T>& a, const point_basic<T>& b);

```

## 5.15 tensor3 - a third order tensor

(Source file: 'nfem/geo\_element/tensor3.h')

## Synopsys

The `tensor3` class defines a fourth tensor where indices varie from zero to 2 (aka 3D physical space).

## Implementation

```
template<class T>
class tensor3_basic {
public:

    typedef size_t size_type;
    typedef T      element_type;
    typedef T      float_type;

    // allocators:

    tensor3_basic (const T& init_val = 0);
    tensor3_basic (const tensor3_basic<T>& a);

    // affectation:

    tensor3_basic<T>& operator= (const tensor3_basic<T>& a);
    tensor3_basic<T>& operator= (const T& val);

    // accessors:

    T&      operator()(size_type i, size_type j, size_type k);
    const T& operator()(size_type i, size_type j, size_type k) const;

    // algebra
    tensor3_basic<T>& operator*= (const T& k);
    tensor3_basic<T>& operator/= (const T& k) { return operator*= (1./k); }
    tensor3_basic<T>  operator*  (const T& k) const;
    tensor3_basic<T>  operator/  (const T& k) const;
    tensor3_basic<T>  operator*  (const point_basic<T>& v) const;
    tensor3_basic<T>  operator*  (const tensor_basic<T>& b) const;
    tensor3_basic<T>  operator+  (const tensor3_basic<T>& b) const;
    tensor3_basic<T>  operator-  (const tensor3_basic<T>& b) const;

    // inputs/outputs:

    std::ostream& put (std::ostream& s, size_type d = 3) const;
    std::istream& get (std::istream&);

    // data:
protected:
    T _x [3][3][3];
};
typedef tensor3_basic<Float> tensor3;
```

## 5.16 tensor4 - a fourth order tensor

(Source file: 'nfem/geo\_element/tensor4.h')

### Synopsys

The `tensor4` class defines a fourth tensor where indices varie from zero to 2 (aka 3D physical space).

### Implementation

```
template<class T>
class tensor4_basic {
public:

    typedef size_t size_type;
    typedef T      element_type;
    typedef T      float_type;

    // allocators:

    tensor4_basic ();
    explicit tensor4_basic (const T& init_val);
    tensor4_basic (const tensor4_basic<T>& a);
    static tensor4_basic<T> eye (size_type d = 3);

#ifdef _RHEOLEF_HAVE_STD_INITIALIZER_LIST
        tensor4_basic (const std::initializer_list<std::initializer_list<
                        std::initializer_list<std::initializer_list<T> > > >&
#endif // _RHEOLEF_HAVE_STD_INITIALIZER_LIST

    // affectation:

    tensor4_basic<T>& operator= (const tensor4_basic<T>& a);
    tensor4_basic<T>& operator= (const T& val);

    // accessors:

    T&      operator()(size_type i, size_type j, size_type k, size_type l);
    const T& operator()(size_type i, size_type j, size_type k, size_type l) const;

    tensor4_basic<T>& operator()(size_type i, size_type j);
    const tensor4_basic<T>& operator()(size_type i, size_type j) const;

    // algebra:

    tensor4_basic<T>& operator*= (const T& k);
```

```

    tensor4_basic<T>& operator/= (const T& k) { return operator*= (1./k); }
    tensor4_basic<T>  operator* (const T& k) const;
    tensor4_basic<T>  operator/ (const T& k) const;
    tensor4_basic<T>  operator+ (const tensor4_basic<T>& b) const;
    tensor4_basic<T>  operator- (const tensor4_basic<T>& b) const;

// io:
    std::ostream& put (std::ostream& out, size_type d=3) const;

// data:
protected:
    tensor_basic<tensor_basic<T> > _x;
};
typedef tensor4_basic<Float> tensor4;

// nonlinear algebra:
template <class T>
T norm2 (const tensor4_basic<T>&);
template <class T>
T norm (const tensor4_basic<T>& a) { return sqrt(norm2(a)); }
template <class T>
tensor4_basic<T> dexp (const tensor_basic<T>& a, size_t d = 3);

// algebra:
template <class T>
tensor_basic<T> ddot (const tensor4_basic<T>&, const tensor_basic<T>&);
template <class T>
tensor_basic<T> ddot (const tensor_basic<T>&, const tensor4_basic<T>&);

```

## 5.17 asr - associative sparse matrix

(Source file: 'skit/plib2/asr.h')

### Synopsis

Associative sparse matrix container, used during FEM assembling process.

### Implementation note

Elements are stored row by row using the pair\_set class bqsd on the STL map class.  
Implementation of asr uses disarray<pair\_set>

### Implementation

```

template<class T, class M = rheo_default_memory_model, class A = std::allocator<T> >
class asr : public disarray<pair_set<T,A>, M, A> {
public:
    // typedefs:

```



```

typedef pair_set<T,A>                row_type;
typedef disarray<row_type,M,A>       base;
typedef typename base::size_type     size_type;
typedef M                             memory_type;

struct dis_reference {
    dis_reference (typename base::dis_reference row_dis_i, size_type dis_j)
        : _row_dis_i(row_dis_i), _dis_j(dis_j) {}

    dis_reference& operator+= (const T& value) {
        _row_dis_i += std::pair<size_type,T>(_dis_j,value);
        return *this;
    }
    typename base::dis_reference  _row_dis_i;
    size_type                     _dis_j;
};

// allocators/deallocators:

asr (const A& alloc = A())
    : base(distributor(), row_type(alloc), alloc), _col_ownership(), _nnz(0), _dis_nnz(0) {}

asr (const distributor& row_ownership, const distributor& col_ownership, const A& alloc = A())
    : base(row_ownership, row_type(alloc), alloc), _col_ownership(col_ownership), _nnz(0), _dis_nnz(0) {}

asr (const csr_rep<T,M>&, const A& alloc = A());
asr (const csr<T,M>&, const A& alloc = A());
void build_from_csr (const csr_rep<T,M>&);

void resize (const distributor& row_ownership, const distributor& col_ownership)
{
    base::resize (row_ownership);
    _col_ownership = col_ownership;
    _nnz = _dis_nnz = 0;
}

// accessors:

const communicator& comm() const { return base::comm(); }

size_type nrow () const { return base::size(); }
size_type ncol () const { return _col_ownership.size(); }
size_type nnz () const { return _nnz; }

size_type dis_nrow () const { return base::dis_size(); }
size_type dis_ncol () const { return _col_ownership.dis_size(); }
size_type dis_nnz () const { return _dis_nnz; }
const distributor& row_ownership() const { return base::ownership(); }
const distributor& col_ownership() const { return _col_ownership; }

```

```

// modifiers:

T operator()          (size_type      i, size_type dis_j) const;
T&      semi_dis_entry (size_type      i, size_type dis_j);
dis_reference dis_entry (size_type dis_i, size_type dis_j);

// dis_entry_assembly_end is redefined in order to recompute _nnz and _dis_nnz
void dis_entry_assembly_begin() { base::dis_entry_assembly_begin (pair_set_add_
void dis_entry_assembly_end()   { base::dis_entry_assembly_end   (pair_set_add_
void dis_entry_assembly()       { dis_entry_assembly_begin(); dis_entry_assembl

// io:
odiststream& put (odiststream& ops) const;
idiststream& get (idiststream& ips);

// internal:
odiststream& put_mpi          (odiststream& ops) const;
odiststream& put_seq          (odiststream& ops, size_type first_dis_i = 0
odiststream& put_seq_sparse_matlab (odiststream& ops, size_type first_dis_i = 0
odiststream& put_seq_matrix_market (odiststream& ops, size_type first_dis_i = 0
protected:
    void _recompute_nnz();
// data:
distributor _col_ownership;
size_type   _nnz;
size_type   _dis_nnz;
};

```

## 5.18 csr - compressed sparse row matrix

(Source file: 'skit/plib2/csr.h')

### Synopsys

Distributed compressed sparse matrix container stored row by row.

### Description

Sparse matrix are compressed by rows. In distributed environment, the distribution follows the row distributor (see Section 5.21 [distributor class], page 102).

### Algebra

Adding or subtracting two matrices writes **a+b** and **a-b**, respectively, and multiplying a matrix by a scalar writes **lambda\*x**. Thus, any linear combination of sparse matrices is available.

Matrix-vector product writes **a\*x** where **x** is a vector (see Section 5.28 [vec class], page 113).

## Limitations

Some basic linear algebra is still under development: `a.trans_mult(x)` matrix transpose vector product, `trans(a)` matrix transpose, `a*b` matrix product.

## Implementation

```
template<class T>
class csr<T,sequential> : public smart_pointer<csr_rep<T,sequential> > {
public:

// typedefs:

    typedef csr_rep<T,sequential>          rep;
    typedef smart_pointer<rep>              base;
    typedef typename rep::memory_type      memory_type;
    typedef typename rep::size_type        size_type;
    typedef typename rep::element_type     element_type;
    typedef typename rep::iterator         iterator;
    typedef typename rep::const_iterator   const_iterator;
    typedef typename rep::data_iterator    data_iterator;
    typedef typename rep::const_data_iterator const_data_iterator;

// allocators/deallocators:

    csr() : base(new_macro(rep())) {}
    template<class A>
    explicit csr(const asr<T,sequential,A>& a) : base(new_macro(rep(a))) {}
    void resize (size_type loc_nrow1 = 0, size_type loc_ncol1 = 0, size_type loc_nnz1 = 0)
        { base::data().resize(loc_nrow1, loc_ncol1, loc_nnz1); }
    void resize (const distributor& row_ownership, const distributor& col_ownership, const size_type& nnz1)
        { base::data().resize(row_ownership, col_ownership, nnz1); }

// allocators from initializer list (c++ 2011):

#ifdef _RHEOLEF_HAVE_STD_INITIALIZER_LIST
    csr (const std::initializer_list<csr_concat_value<T,sequential> >& init_list);
    csr (const std::initializer_list<csr_concat_line<T,sequential> >& init_list);
#endif // _RHEOLEF_HAVE_STD_INITIALIZER_LIST

// accessors:

    // global sizes
    const distributor& row_ownership() const { return base::data().row_ownership(); }
    const distributor& col_ownership() const { return base::data().col_ownership(); }
    size_type dis_nrow () const { return row_ownership().dis_size(); }
    size_type dis_ncol () const { return col_ownership().dis_size(); }
    size_type dis_nnz () const { return base::data().nnz(); }
    size_type dis_ext_nnz () const { return 0; }
    bool is_symmetric() const { return base::data().is_symmetric(); }
```

```

void set_symmetry (bool is_symm) const    { base::data().set_symmetry(is_symm); }
void set_symmetry_by_check (const T& tol = std::numeric_limits<T>::epsilon()) const
                                           { base::data().set_symmetry_by_check(tol); }
bool is_definite_positive() const        { return base::data().is_definite_positive(); }
void set_definite_positive (bool is_defpos) const { base::data().set_definite_positive(is_defpos); }
size_type pattern_dimension() const       { return base::data().pattern_dimension(); }
void set_pattern_dimension(size_type dim) const { base::data().set_pattern_dimension(dim); }
T max_abs () const                       { return base::data().max_abs(); }

// local sizes
size_type nrow () const                  { return base::data().nrow(); }
size_type ncol () const                  { return base::data().ncol(); }
size_type nnz () const                   { return base::data().nnz(); }

// range on local memory
size_type row_first_index () const       { return base::data().row_first_index(); }
size_type row_last_index () const        { return base::data().row_last_index(); }
size_type col_first_index () const       { return base::data().col_first_index(); }
size_type col_last_index () const        { return base::data().col_last_index(); }

const_iterator begin() const             { return base::data().begin(); }
const_iterator end() const               { return base::data().end(); }
iterator begin_nonconst()                { return base::data().begin(); }
iterator end_nonconst()                  { return base::data().end(); }

// accessors, only for distributed (for interface compatibility)
size_type ext_nnz() const                 { return 0; }
const_iterator ext_begin() const          { return const_iterator(); }
const_iterator ext_end() const            { return const_iterator(); }
iterator ext_begin_nonconst()             { return iterator(); }
iterator ext_end_nonconst()               { return iterator(); }
size_type jext2dis_j (size_type jext) const { return 0; }

// algebra:

// y := a*x
void mult (const vec<element_type,sequential>& x, vec<element_type,sequential>& y) const
{
    base::data().mult (x,y);
}
vec<element_type,sequential> operator* (const vec<element_type,sequential>& x) const
{
    vec<element_type,sequential> y (row_ownership(), element_type());
    mult (x, y);
    return y;
}
void trans_mult (const vec<element_type,sequential>& x, vec<element_type,sequential>& y) const
{
    base::data().trans_mult (x,y);
}
vec<element_type,sequential> trans_mult (const vec<element_type,sequential>& x) const
{
    vec<element_type,sequential> y (col_ownership(), element_type());

```

```

        trans_mult (x, y);
        return y;
    }
    // a+b, a-b, a*b
    csr<T,sequential> operator+ (const csr<T,sequential>& b) const;
    csr<T,sequential> operator- (const csr<T,sequential>& b) const;
    csr<T,sequential> operator* (const csr<T,sequential>& b) const;

    // lambda*a
    csr<T,sequential>& operator*= (const T& lambda) {
        base::data().operator*= (lambda);
        return *this;
    }
    // output:

    void dump (const std::string& name) const { base::data().dump(name); }
};
// lambda*a
template<class T>
inline
csr<T,sequential>
operator* (const T& lambda, const csr<T,sequential>& a)
{
    csr<T,sequential> b = a;
    b.operator*= (lambda);
    return b;
}
// -a
template<class T>
inline
csr<T,sequential>
operator- (const csr<T,sequential>& a)
{
    return T(-1)*a;
}
// trans(a)
template<class T>
inline
csr<T,sequential>
trans (const csr<T,sequential>& a)
{
    csr<T,sequential> b;
    a.data().build_transpose (b.data());
    return b;
}

```

## Implementation

```

template<class T>

```

```

class csr<T,distributed> : public smart_pointer<csr_rep<T,distributed> > {
public:

// typedefs:

    typedef csr_rep<T,distributed>                rep;
    typedef smart_pointer<rep>                    base;
    typedef typename rep::memory_type             memory_type;
    typedef typename rep::size_type              size_type;
    typedef typename rep::element_type           element_type;
    typedef typename rep::iterator               iterator;
    typedef typename rep::const_iterator         const_iterator;
    typedef typename rep::data_iterator          data_iterator;
    typedef typename rep::const_data_iterator    const_data_iterator;

// allocators/deallocators:

    csr() : base(new_macro(rep())) {}
    template<class A>
    explicit csr(const asr<T,memory_type,A>& a) : base(new_macro(rep(a))) {}
    void resize (const distributor& row_ownership, const distributor& col_ownership
        { base::data().resize(row_ownership, col_ownership, nnz1); }

// allocators from initializer list (c++ 2011):

#ifdef _RHEOLEF_HAVE_STD_INITIALIZER_LIST
    csr (const std::initializer_list<csr_concat_value<T,distributed> >& init_list);
    csr (const std::initializer_list<csr_concat_line<T,distributed> >& init_list);
#endif // _RHEOLEF_HAVE_STD_INITIALIZER_LIST

// accessors:

    // global sizes
    const distributor& row_ownership() const { return base::data().row_ownership(); }
    const distributor& col_ownership() const { return base::data().col_ownership(); }
    size_type dis_nrow () const { return row_ownership().dis_size(); }
    size_type dis_ncol () const { return col_ownership().dis_size(); }
    size_type dis_nnz () const { return base::data().dis_nnz(); }
    size_type dis_ext_nnz () const { return base::data().dis_ext_nnz(); }
    bool is_symmetric() const { return base::data().is_symmetric(); }
    void set_symmetry (bool is_symm) const { base::data().set_symmetry(is_symm); }
    void set_symmetry_by_check (const T& tol = std::numeric_limits<T>::epsilon()) const
        { base::data().set_symmetry_by_check(tol); }
    bool is_definite_positive() const { return base::data().is_definite_posi; }
    void set_definite_positive (bool is_defpos) const { base::data().set_definite_p; }
    size_type pattern_dimension() const { return base::data().pattern_dimension; }
    void set_pattern_dimension(size_type dim) const { base::data().set_pattern_dime; }
    T max_abs () const { return base::data().max_abs(); }

```

```

// local sizes
size_type nrow () const           { return base::data().nrow(); }
size_type ncol () const           { return base::data().ncol(); }
size_type nnz () const            { return base::data().nnz(); }

// range on local memory
size_type row_first_index () const { return base::data().row_first_index(); }
size_type row_last_index () const  { return base::data().row_last_index(); }
size_type col_first_index () const  { return base::data().col_first_index(); }
size_type col_last_index () const   { return base::data().col_last_index(); }

const_iterator begin() const      { return base::data().begin(); }
const_iterator end()  const       { return base::data().end(); }
iterator begin_nonconst()         { return base::data().begin(); }
iterator end_nonconst()           { return base::data().end(); }

// accessors, only for distributed
size_type ext_nnz() const         { return base::data().ext_nnz(); }
const_iterator ext_begin() const  { return base::data().ext_begin(); }
const_iterator ext_end()  const   { return base::data().ext_end(); }
        iterator ext_begin_nonconst() { return base::data().ext_begin(); }
        iterator ext_end_nonconst()   { return base::data().ext_end(); }
size_type jext2dis_j (size_type jext) const { return base::data().jext2dis_j(jext); }

// algebra:

// y := a*x
void mult (const vec<element_type,distributed>& x, vec<element_type,distributed>
    base::data().mult (x,y);
}
vec<element_type,distributed> operator* (const vec<element_type,distributed>& x,
    vec<element_type,distributed> y (row_ownership(), element_type()));
    mult (x, y);
    return y;
}
void trans_mult (const vec<element_type,distributed>& x, vec<element_type,distributed>
    base::data().trans_mult (x,y);
}
vec<element_type,distributed> trans_mult (const vec<element_type,distributed>& x,
    vec<element_type,distributed> y (col_ownership(), element_type()));
    trans_mult (x, y);
    return y;
}
// a+b, a-b, a*b
csr<T,distributed> operator+ (const csr<T,distributed>& b) const;
csr<T,distributed> operator- (const csr<T,distributed>& b) const;
csr<T,distributed> operator* (const csr<T,distributed>& b) const;

```

```

    // lambda*a
    csr<T,distributed>& operator*= (const T& lambda) {
        base::data().operator*= (lambda);
        return *this;
    }
// output:

    void dump (const std::string& name) const { base::data().dump(name); }
};
// lambda*a
template<class T>
inline
csr<T,distributed>
operator* (const T& lambda, const csr<T,distributed>& a)
{
    csr<T,distributed> b = a;
    b.operator*= (lambda);
    return b;
}
// -a
template<class T>
inline
csr<T,distributed>
operator- (const csr<T,distributed>& a)
{
    return T(-1)*a;
}
// trans(a)
template<class T>
inline
csr<T,distributed>
trans (const csr<T,distributed>& a)
{
    csr<T,distributed> b;
    a.data().build_transpose (b.data());
    return b;
}
#endif // _RHEOLEF_HAVE_MPI

// b = f(a); f as a class-function or usual fct
template<class T, class M, class Function>
csr<T,M>
apply (Function f, const csr<T,M>& a)
{
    csr<T,M> b = a;
    typename csr<T,M>::size_type n = a.nrow();
    typename csr<T,M>::const_iterator dia_ia = a.begin();
    typename csr<T,M>::iterator dia_ib = b.begin_nonconst();
    pair_transform_second (dia_ia[0], dia_ia[n], dia_ib[0], f);
}

```



```

    if (a.ext_nnz() != 0) {
        typename csr<T,M>::const_iterator ext_ia = a.ext_begin();
        typename csr<T,M>::iterator      ext_ib = b.ext_begin_nonconst();
        pair_transform_second (ext_ia[0], ext_ia[n], ext_ib[0], f);
    }
    return b;
}
template<class T, class M, class Function>
csr<T,M>
apply (T (*f)(const T&), const csr<T,M>& a)
{
    return apply (std::ptr_fun(f), a);
}

```

## 5.19 dia - diagonal matrix

(Source file: 'skit/plib2/dia.h')

### Description

The class implements a diagonal matrix. A declaration without any parameters correspond to a null size matrix:

```
dia<Float> d;
```

The constructor can be invoked with a *ownership* parameter (see Section 5.21 [distributor class], page 102):

```
dia<Float> d(ownership);
```

or an initialiser, either a vector (see Section 5.28 [vec class], page 113):

```
dia<Float> d(v);
```

or a csr matrix (see Section 5.18 [csr class], page 88):

```
dia<Float> d(a);
```

The conversion from *dia* to *vec* or *csr* is explicit.

When a diagonal matrix is constructed from a *csr* matrix, the definition of the diagonal of matrix is *always* a vector of size *row\_ownership* which contains the elements in rows 1 to *nrow* of the matrix that are contained in the diagonal. If the diagonal element falls outside the matrix, i.e. *ncol* < *nrow* then it is defined as a zero entry.

### Preconditioner interface

The class presents a preconditioner interface, as the Section 5.25 [solver class], page 108, so that it can be used as preconditioner to the iterative solvers suite (see Section 6.13 [pcg algorithm], page 131).

## Implementation

```
template<class T, class M = rheo_default_memory_model>
class dia : public vec<T,M> {
public:

// typedefs:

    typedef typename vec<T,M>::size_type      size_type;
    typedef typename vec<T,M>::iterator      iterator;
    typedef typename vec<T,M>::const_iterator const_iterator;

// allocators/deallocators:

    explicit dia (const distributor& ownership = distributor(),
                  const T& init_val = std::numeric_limits<T>::max());

    explicit dia (const vec<T,M>& u);
    explicit dia (const csr<T,M>& a);
    dia<T,M>& operator= (const T& lambda);

// preconditionner interface: solves d*x=b

    vec<T,M> solve (const vec<T,M>& b) const;
    vec<T,M> trans_solve (const vec<T,M>& b) const;
};
template <class T, class M>
dia<T,M> operator/ (const T& lambda, const dia<T,M>& d);

template <class T, class M>
vec<T,M> operator* (const dia<T,M>& d, const vec<T,M>& x);
```

## 5.20 disarray - container in distributed environment

(Source file: 'skit/plib2/disarray.h')

### Synopsys

STL-like vector container for a distributed memory machine model.

### Example

A sample usage of the class is:

```
int main(int argc, char**argv) {
    environment distributed(argc, argv);
    disarray<double> x(distributor(100), 3.14);
    dout << x << endl;
}
```

The `disarray<T>` interface is similar to those of the `std::vector<T>` with the addition of some communication features in the distributed case: write accesses with `entry/assembly` and read access with `dis_at`.

### Distributed write access

Loop on any `dis_i` that is not managed by the current processor:

```
x.dis_entry (dis_i) = value;
```

and then, after loop, perform all communication:

```
x.dis_entry_assembly();
```

After this command, each value is stored in the `disarray`, available the processor associated to `dis_i`.

### Distributed read access

First, define the set of indexes:

```
std::set<size_t> ext_idx_set;
```

Then, loop on `dis_i` indexes that are not managed by the current processor:

```
ext_idx_set.insert (dis_i);
```

After the loop, performs the communications:

```
x.set_dis_indexes (ext_idx_set);
```

After this command, each values associated to the `dis_i` index, and that belongs to the index set, is now available also on the current processor as:

```
value = x.dis_at (dis_i);
```

For convenience, if `dis_i` is managed by the current processor, this function returns also the value.

### Note

The class takes two template parameters: one for the type `T` and the second for the memory model `M`, that could be either `M=distributed` or `M=sequential`. The two cases are associated to two different implementations, but proposes exactly the same interface. The sequential interface propose also a supplementary constructor:

```
disarray<double,sequential> x(local_size, init_val);
```

This constructor is a STL-like one but could be confused in the distributed case, since there are two sizes: a local one and a global one. In that case, the use of the distributor, as a generalization of the size concept, clarify the situation (see Section 5.21 [distributor class], page 102).

## Implementation note

"scatter" via "get\_dis\_entry".

"gather" via "dis\_entry(dis\_i) = value" or "dis\_entry(dis\_i) += value". Note that += applies when T=idx\_set where idx\_set is a wrapper class of std::set<size\_t> ; the += operator represents the union of a set. The operator= is used when T=double or others simple T types without algebra. If there is a conflict, i.e. several processes set the dis\_i index, then the result of operator+= depends upon the order of the process at each run and is not deterministic. Such ambiguous behavior is not detected yet at run time.

## Implementation

```
template <class T, class A>
class disarray<T,sequential,A> : public smart_pointer<disarray_rep<T,sequential,A> >
public:

    // typedefs:

    typedef disarray_rep<T,sequential,A>      rep;
    typedef smart_pointer<rep>                 base;

    typedef sequential                         memory_type;
    typedef typename rep::size_type           size_type;
    typedef typename rep::difference_type     difference_type;
    typedef typename rep::value_type          value_type;
    typedef typename rep::reference            reference;
    typedef typename rep::dis_reference        dis_reference;
    typedef typename rep::iterator            iterator;
    typedef typename rep::const_reference     const_reference;
    typedef typename rep::const_iterator      const_iterator;

    // allocators:

    disarray      (size_type loc_size = 0,          const T& init_val = T(), const A&
    void resize (size_type loc_size = 0,          const T& init_val = T());
    disarray      (const distributor& ownership, const T& init_val = T(), const A&
    void resize (const distributor& ownership, const T& init_val = T());

    // local accessors & modifiers:

    A get_allocator() const { return base::data().get_allocator(); }
    size_type size () const { return base::data().size(); }
    size_type dis_size () const { return base::data().dis_size(); }
    const distributor& ownership() const { return base::data().ownership(); }
    const communicator& comm() const { return ownership().comm(); }

    reference operator[] (size_type i) { return base::data().operator[]
    const_reference operator[] (size_type i) const { return base::data().operator[]
```

```

reference      operator() (size_type i)      { return base::data().operator[]
const_reference operator() (size_type i) const { return base::data().operator[]
const_reference dis_at (size_type dis_i) const { return operator[] (dis_i); }

        iterator begin()      { return base::data().begin(); }
const_iterator begin() const { return base::data().begin(); }
        iterator end()        { return base::data().end(); }
const_iterator end() const   { return base::data().end(); }

// global modifiers (for compatibility with distributed interface):

dis_reference dis_entry (size_type dis_i) { return base::data().dis_entry(dis_i)
template<class SetOp = typename default_set_op<T>::type>
void dis_entry_assembly (SetOp my_set_op = SetOp()) {}
template<class SetOp = typename default_set_op<T>::type>
void dis_entry_assembly_begin (SetOp my_set_op = SetOp()) {}
template<class SetOp = typename default_set_op<T>::type>
void dis_entry_assembly_end (SetOp my_set_op = SetOp()) {}

void dis_entry_assembly_begin() {}
void dis_entry_assembly_end()   {}
void dis_entry_assembly()       {}

void reset_dis_indexes() const {}
template<class Set> void set_dis_indexes (const Set& ext_idx_set) const {}
template<class Set> void append_dis_indexes (const Set& ext_idx_set) const {}
template<class Set, class Map> void append_dis_entry (const Set& ext_idx_set, M
template<class Set, class Map> void get_dis_entry (const Set& ext_idx_set, M

// apply a partition:

template<class RepSize>
void repartition (
    const RepSize&      partition,          // old_numbering for *this
    disarray<T,sequential,A>& new_disarray,  // old_ownership
    RepSize&            old_numbering,      // new_ownership (created)
    RepSize&            new_numbering) const // new_ownership
{ return base::data().repartition (partition, new_disarray, old_numbering,

template<class RepSize>
void permutation_apply (
    const RepSize&      new_numbering,      // old_numbering for *this
    disarray<T,sequential,A>& new_disarray) const // old_ownership
{ return base::data().permutation_apply (new_numbering, new_disarray); }

void reverse_permutation (
    disarray<size_type,sequential,A>& inew2dis_iold) const // old_ownership for
{ base::data().reverse_permutation (inew2dis_iold.data()); }

```

```

// i/o:

    odistream& put_values (odistream& ops) const { return base::data().put_valu
    idistream& get_values (idistream& ips)          { return base::data().get_valu
    template <class GetFunction>
    idistream& get_values (idistream& ips, GetFunction get_element)          { ret
    template <class PutFunction>
    odistream& put_values (odistream& ops, PutFunction put_element) const { ret
    void dump (std::string name) const { return base::data().dump(name); }
};

```

## Implementation

```

template <class T, class A>
class disarray<T,distributed,A> : public smart_pointer<disarray_rep<T,distributed,A>
public:

// typedefs:

    typedef disarray_rep<T,distributed,A>      rep;
    typedef smart_pointer<rep>                  base;

    typedef distributed                        memory_type;
    typedef typename rep::size_type           size_type;
    typedef typename rep::difference_type     difference_type;
    typedef typename rep::value_type          value_type;
    typedef typename rep::reference            reference;
    typedef typename rep::dis_reference       dis_reference;
    typedef typename rep::iterator            iterator;
    typedef typename rep::const_reference     const_reference;
    typedef typename rep::const_iterator     const_iterator;
    typedef typename rep::scatter_map_type    scatter_map_type;

// allocators:

    disarray      (const distributor& ownership = distributor(), const T& init_val
    void resize (const distributor& ownership = distributor(), const T& init_val =

// local accessors & modifiers:

    A get_allocator() const { return base::data().get_allocator(); }
    size_type      size () const { return base::data().size(); }
    size_type dis_size () const { return base::data().dis_size(); }
    const distributor& ownership() const { return base::data().ownership(); }
    const communicator& comm() const { return base::data().comm(); }

    reference      operator[] (size_type i) { return base::data().operator[]
    const_reference operator[] (size_type i) const { return base::data().operator[]
    reference      operator() (size_type i) { return base::data().operator[]

```

```

    const_reference operator() (size_type i) const { return base::data().operator[]

        iterator begin()          { return base::data().begin(); }
const_iterator begin() const { return base::data().begin(); }
        iterator end()            { return base::data().end(); }
const_iterator end() const   { return base::data().end(); }

// global accessor:

template<class Set, class Map>
void append_dis_entry (const Set& ext_idx_set, Map& ext_idx_map) const { base::

template<class Set, class Map>
void get_dis_entry    (const Set& ext_idx_set, Map& ext_idx_map) const { base::

template<class Set>
void append_dis_indexes (const Set& ext_idx_set) const { base::data().append_di
void reset_dis_indexes() const { base::data().reset_dis_indexes(); }

template<class Set>
void set_dis_indexes    (const Set& ext_idx_set) const { base::data().set_dis_i

const T& dis_at (size_type dis_i) const { return base::data().dis_at (dis_i); }

// get all external pairs (dis_i, values):
const scatter_map_type& get_dis_map_entries() const { return base::data().get_d

// global modifiers (for compatibility with distributed interface):

dis_reference dis_entry (size_type dis_i) { return base::data().dis_entry(dis_i

template<class SetOp = typename default_set_op<T>::type>
void dis_entry_assembly_begin (SetOp my_set_op = SetOp()) { base::data().dis_en
template<class SetOp = typename default_set_op<T>::type>
void dis_entry_assembly_end   (SetOp my_set_op = SetOp()) { base::data().dis_en
template<class SetOp = typename default_set_op<T>::type>
void dis_entry_assembly      (SetOp my_set_op = SetOp()) { base::data().dis_en

void dis_entry_assembly_begin() { base::data().template dis_entry_assembly_begi
void dis_entry_assembly_end()   { base::data().template dis_entry_assembly_end<
void dis_entry_assembly()       { dis_entry_assembly_begin(); dis_entry_assembl

// apply a partition:

template<class RepSize>
void repartition (
    const RepSize&          partition,          // old_numbering for *this
    disarray<T,distributed>& new_disarray,      // old_ownership
    RepSize&                old_numbering,      // new_ownership (created

```

```

RepSize& new_numbering) const // old_ownership
{ return base::data().repartition (partition.data(), new_disarray.data(), o

template<class RepSize>
void permutation_apply ( // old_numbering for *this
    const RepSize& new_numbering, // old_ownership
    disarray<T,distributed,A>& new_disarray) const // new_ownership (already
{ base::data().permutation_apply (new_numbering.data(), new_disarray.data()

void reverse_permutation ( // old_ownership for
    disarray<size_type,distributed,A>& inew2dis_iold) const // new_ownership
{ base::data().reverse_permutation (inew2dis_iold.data()); }

// i/o:

odiststream& put_values (odiststream& ops) const { return base::data().put_valu
idiststream& get_values (idiststream& ips) { return base::data().get_valu
void dump (std::string name) const { return base::data().dump(name); }

template <class GetFunction>
idiststream& get_values (idiststream& ips, GetFunction get_element) { ret
template <class PutFunction>
odiststream& put_values (odiststream& ops, PutFunction put_element) const { ret
template <class PutFunction, class A2> odiststream& permuted_put_values (
    odiststream& ops, const disarray<size_type,distributed,A2>& perm, P
{ return base:

};

```

## 5.21 distributor - data distribution table

(Source file: 'skit/plib2/distributor.h')

### Synopsys

Used by "disarray"(1), "asr"(1) and "csr"(1). and such classes that distribute data as chunk.

### Implementation

```

class distributor : public Vector<std::allocator<int>::size_type> {
public:

// typedefs:

    typedef std::allocator<int>::size_type size_type;
    typedef Vector<size_type> _base;
    typedef _base::iterator iterator;
    typedef _base::const_iterator const_iterator;
    typedef int tag_type;

```



```

        typedef communicator                communicator_type;

// constants:

        static const size_type decide = size_type(-1);

// allocators/deallocators:

        distributor(
            size_type dis_size = 0,
            const communicator_type& c = communicator_type(),
            size_type loc_size = decide);

        distributor(const distributor&);
        ~distributor();

        void resize(
            size_type dis_size = 0,
            const communicator_type& c = communicator_type(),
            size_type loc_size = decide);

// accessors:

        const communicator_type& comm() const;

        /// global and local sizes
        size_type dis_size () const;

        /// current process id
        size_type process () const;

        /// number of processes
        size_type n_process () const;

        /// find iproc associated to a global index dis_i: CPU=log(nproc)
        size_type find_owner (size_type dis_i) const;

        /// global index range and local size owned by ip-th process
        size_type first_index (size_type ip) const;
        size_type last_index (size_type ip) const;
        size_type size (size_type ip) const;

        /// global index range and local size owned by current process
        size_type first_index () const;
        size_type last_index () const;
        size_type size () const;

        /// true when dis_i in [first_index(ip):last_index(ip)]
        bool is_owned (size_type dis_i, size_type ip) const;

```

```

// the same with ip=current process
bool is_owned (size_type dis_i) const;

/// returns a new tag
static tag_type get_new_tag();

// comparators:

    bool operator== (const distributor&) const;
    bool operator!= (const distributor&) const;
// data:
protected:
    communicator_type _comm;
};

```

## 5.22 idiststream, odiststream - distributed interface for large data streams

(Source file: 'skit/plib2/diststream.h')

### Description

This class provides a parallel and distributed stream interface for large data management. File decompression is assumed using `gzip` and a recursive search in a directory list is provided for input.

```
odiststream foo("NAME", "suffix");
```

is similar

```
ofstream foo("NAME.suffix").
```

The main difference is that writting to `ofstream` is executed on all processes while `odiststream` manage nicely the multi-process environment. For convenience, the standard streams `cin`, `cout` and `cerr` are extended to `din`, `dout` and `derr`. Notice that, as `orheostream` (see Section 5.29 [rheostream class], page 115), if *NAME* does not end with `'.suffix'`, then `'.suffix'` is automatically added. By default, compression is performed on the fly with `gzip`, adding an additional `'.gz'` suffix. The `flush` action is nicely handled in compression mode:

```
foo.flush();
```

This feature allows intermediate results to be available during long computations. The compression can be deactivated while opening a file by an optional argument:

```
odiststream foo("NAME", "suffix", io::nogz);
```

An existing compressed file can be reopen in **append** mode: new results will be appended at the end of an existing file:

```
odiststream foo("NAME", "suffix", io::app);
```

Conversely,

```
irheostream foo("NAME","suffix");
```

is similar to

```
ifstream foo("NAME.suffix").
```

Also `idiststream` manage nicely the multi-process environment. However, we look at a search path environment variable `RHEOPATH` in order to find `NAME` while suffix is assumed. Moreover, `gzip` compressed files, ending with the `‘.gz’` suffix is assumed, and decompression is done.

## Implementation

```
class odiststream {
public:
    typedef std::size_t size_type;

    // allocators/deallocators:

    odiststream();
    odiststream (std::string filename, std::string suffix = "",
                 io::mode_type mode = io::out, const communicator& comm = communicator());
    odiststream (std::string filename,
                 io::mode_type mode, const communicator& comm = communicator());
    odiststream (std::string filename, std::string suffix, const communicator& comm);
    odiststream (std::string filename, const communicator& comm);
    odiststream(std::ostream& os, const communicator& comm = communicator());
    ~odiststream();

    // modifiers:

    void open (std::string filename, std::string suffix = "",
              io::mode_type mode = io::out, const communicator& comm = communicator());
    void open (std::string filename,
              io::mode_type mode, const communicator& comm = communicator());
    void open (std::string filename, std::string suffix,
              const communicator& comm);
    void open (std::string filename, const communicator& comm);
    void flush();
    void close();

    // accessors:

    const communicator& comm() const { return _comm; }
    bool good() const;
    operator bool() const { return good(); }
```

```

        static size_type io_proc();

// internals:

        std::ostream& os();
        bool nop();

protected:
// data:
        std::ostream* _ptr_os;
        bool          _use_alloc;
        communicator  _comm;
};

```

## Implementation

```

class idiststream {
public:
    typedef std::size_t size_type;

// allocators/deallocators:

    idiststream();
    idiststream (std::istream& is, const communicator& comm = communicator());
    idiststream (std::string filename, std::string suffix = "",
                 const communicator& comm = communicator());
    ~idiststream();

// modifiers:

    void open (std::string filename, std::string suffix = "",
               const communicator& comm = communicator());
    void close();

// accessors:

    const communicator& comm() const { return _comm; }
    bool good() const;
    operator bool() const { return good(); }
    static size_type io_proc();

// internals:

    std::istream& is();
    bool nop();
    bool do_load();

protected:
// data:

```

```

std::istream* _ptr_is;
bool          _use_alloc;
communicator  _comm;
};

```

## 5.23 environment - rheolef initialization

(Source file: 'skit/plib2/environment.h')

### Synopsys

This class is mainly used to initialize the MPI library: it should be called juste after the `main(argc,argv)` declaration as in:

```

#include "rheolef.h"
using namespace rheolef;
int main(int argc, char**argv) {
    environment rheolef (argc, argv);
    ...
}

```

An optional third argument of the `environment` constructor allows to set the MPI thread feature. By default, its value is `MPI_THREAD_SINGLE`, as defined in `mpi.h`. Other possible values are related to MPI multi-threaded, see the MPI documentation for more details.

## 5.24 eye - the identity matrix

(Source file: 'skit/plib2/eye.h')

### Description

Following octave, the name `eye_rep` class is used in place of `I` to denote identity matrices because `I` is often used as a subscript or as `sqrt(-1)`. The dimensions of `eye_rep` are determined by the context. This class is here usefull in the context of preconditioner interfaces: it allows calls of algorithms without any preconditioners, e.g.

```
int status = pcg (a, x, b, eye_rep<Float>(), 100, 1e-7);
```

### Implementation

```

template<class T, class M = rheo_default_memory_model>
class eye_rep : public solver_abstract_rep<T,M> {
public:
    eye_rep (const solver_option_type& opt = solver_option_type());
    void update_values (const csr<T,M>&) {}
    vec<T,M> operator* (const vec<T,M>& x) const { return x; }
    vec<T,M> solve      (const vec<T,M>& x) const { return x; }
    vec<T,M> trans_solve (const vec<T,M>& x) const { return x; }
};

```

## 5.25 solver - direct or interactive solver interface

(Source file: 'skit/plib2/solver.h')

### Description

The class implements a matrix factorization: LU factorization for an unsymmetric matrix and Choleski factorisation for a symmetric one.

Let  $a$  be a square invertible matrix in `csr` format (see Section 5.18 [csr class], page 88).

```
csr<Float> a;
```

We get the factorization by:

```
solver sa (a);
```

Each call to the direct solver for  $a*x = b$  writes either:

```
vec<Float> x = sa.solve(b);
```

When the matrix is modified in a computation loop but conserves its sparsity pattern, an efficient re-factorization writes:

```
sa.update_values (new_a);
x = sa.solve(b);
```

### Automatic choice and customization

The symmetry of the matrix is tested via the `a.is_symmetric()` property (see Section 5.18 [csr class], page 88) while the choice between direct or iterative solver is switched by default from the `a.pattern_dimension()` value. When the pattern is 3D, an iterative method is faster and less memory consuming. Otherwise, for 1D or 2D problems, the direct method is preferred.

These default choices can be superseded by using explicit options:

```
solver_option_type opt;
opt.iterative = true;
solver sa (a, opt);
```

When using an iterative method, the `sa.solve(b)` call the conjugate gradient when the matrix is symmetric, or the generalized minimum residual algorithm when the matrix is unsymmetric.

### Computation of the determinant

When using a direct method, the determinant of the  $a$  matrix can be computed as:

```
solver_option_type opt;
opt.iterative = false;
solver sa (a, opt);
cout << sa.det().mantissa << "*2^" << sa.det().exponent << endl;
```

The `sa.det()` method returns an object of type `solver::determinant_type` that contains a mantissa and an exponent in base 2. This feature is useful e.g. when tracking a change of sign in the determinant of a matrix.

## Preconditionners for iterative solver

When using an iterative method, the default is to do no preconditioning. A suitable preconditionner can be supplied via:

```
solver_option_type opt;
opt.iterative = true;
solver sa (a, opt);
sa.set_preconditionner (pa);
x = sa.solve(b);
```

The supplied `pa` variable is also of type `solver`. A library of commonly used preconditionners is still in development.

## Implementation

```
template <class T, class M = rheo_default_memory_model>
class solver_basic : public smart_pointer<solver_rep<T,M> > {
public:
// typedefs:

    typedef solver_rep<T,M> rep;
    typedef smart_pointer<rep> base;
    typedef typename rep::size_type size_type;
    typedef typename rep::determinant_type determinant_type;

// allocator:

    solver_basic ();
    explicit solver_basic (const csr<T,M>& a, const solver_option_type& opt = solver_
    const solver_option_type& option() const;
    void update_values (const csr<T,M>& a);
    void set_preconditionner (const solver_basic<T,M>&);

// accessors:

    vec<T,M> trans_solve (const vec<T,M>& b) const;
    vec<T,M> solve (const vec<T,M>& b) const;
    determinant_type det() const;
};
// factorizations:
template <class T, class M>
solver_basic<T,M> ldlt(const csr<T,M>& a, const solver_option_type& opt = solver_op
template <class T, class M>
```

```

solver_basic<T,M> lu (const csr<T,M>& a, const solver_option_type& opt = solver_op

// preconditionners:
template <class T, class M = rheo_default_memory_model>
solver_basic<T,M> eye_basic();
inline solver_basic<Float> eye() { return eye_basic<Float>(); }
template <class T, class M>
solver_basic<T,M> ic0 (const csr<T,M>& a, const solver_option_type& opt = solver_op
template <class T, class M>
solver_basic<T,M> ilu0(const csr<T,M>& a, const solver_option_type& opt = solver_op
template <class T, class M>
solver_basic<T,M> ldlt_seq(const csr<T,M>& a, const solver_option_type& opt = solve
template <class T, class M>
solver_basic<T,M> lu_seq (const csr<T,M>& a, const solver_option_type& opt = solve

typedef solver_basic<Float> solver;

```

## 5.26 solver\_abtb – direct or iterative solver interface for mixed linear systems

(Source file: ‘skit/plib2/solver\_abtb.h’)

### Synopsis

```

solver_abtb stokes      (a,b,mp);
solver_abtb elasticity (a,b,c,mp);

```

### Description

The `solver_abtb` class provides direct or iterative algorithms for some mixed problem:

$$\begin{bmatrix} A & B^T \\ & & \end{bmatrix} \begin{bmatrix} u \\ p \end{bmatrix} = \begin{bmatrix} Mf \\ Mg \end{bmatrix}$$

where  $A$  is symmetric positive definite and  $C$  is symmetric positive. By default, iterative algorithms are considered for tridimensional problems and direct methods otherwise. An optional argument can change this behavior. Such mixed linear problems appears for instance with the discretization of Stokes problems. The  $C$  matrix can be zero and then the corresponding argument can be omitted when invoking the constructor. Non-zero  $C$  matrix appears for of Stokes problems with stabilized P1-P1 element, or for nearly incompressible elasticity problems.

### Direct algorithm

When the kernel of  $B^T$  is not reduced to zero, then the pressure  $p$  is defined up to a constant and the system is singular. In the case of iterative methods, this is not a problem. But when using direct method, the system is then completed to impose a constraint on the pressure term and the whole matrix is factored one time for all.



## Iterative algorithm

The preconditionned conjugate gradient algorithm is used, where the `mp` matrix is used as preconditionner. See see Section 6.12 [mixed\_solver algorithm], page 130. The linear sub-systems related to the `A` matrix are also solved by an iterative algorithm. Use a second optional argument to change this default behavior: a factorization and a direct solver can be considered for these sub-systems.

## Examples

See the user's manual for practical examples for the nearly incompressible elasticity, the Stokes and the Navier-Stokes problems.

## Implementation

```
template <class T, class M = rheo_default_memory_model>
class solver_abtb_basic {
public:

    // typedefs:

    typedef typename csr<T,M>::size_type size_type;

    // allocators:

    solver_abtb_basic ();
    solver_abtb_basic (const csr<T,M>& a, const csr<T,M>& b, const csr<T,M>& mp,
        const solver_option_type& opt      = solver_option_type(),
        const solver_option_type& sub_opt = solver_option_type());
    solver_abtb_basic (const csr<T,M>& a, const csr<T,M>& b, const csr<T,M>& c, const
        const solver_option_type& opt      = solver_option_type(),
        const solver_option_type& sub_opt = solver_option_type());

    // accessors:

    void solve (const vec<T,M>& f, const vec<T,M>& g, vec<T,M>& u, vec<T,M>& p) const

protected:
    // internal
    void init();
    // data:
    mutable solver_option_type _opt;
    mutable solver_option_type _sub_opt;
    csr<T,M> _a;
    csr<T,M> _b;
    csr<T,M> _c;
    csr<T,M> _mp;
    solver_basic<T,M> _sA;
    solver_basic<T,M> _sa;
```

```

    solver_basic<T,M> _smp;
    bool              _need_constraint;
};
typedef solver_abtb_basic<Float,rheo_default_memory_model> solver_abtb;

```

## 5.27 solver\_option\_type - options for direct or iterative solvers

(Source file: 'skit/plib2/solver\_option\_type.h')

### Description

This class implements a set of options for direct or iterative solvers, as implemented by the Section 5.25 [solver class], page 108. An instance of this class can be supplied to the `solver` constructor.

### Implementation

```

class solver_option_type {
public:
    typedef std::size_t size_type;

    static const long int  decide = -1;    // indicate the solver will try to choose

    // data:

    mutable long int      iterative;        // indicate if we want to use iterative so
    Float                 tol;              // tolerance when using iterative methode
    size_type             max_iter;         // maximum number of iteration when using
    size_type             n_refinement;     // number of iterative refinement, when us
    bool                  compute_determinant; // compute also det, when using direct me
    std::string           preferred_library; // e.g. "umfpack", when available
    size_type             verbose_level;    // 0, 1, 2, 3
    bool                  do_check;
    bool                  force_seq;        // (still buggy; when using direct) restri
    size_type             level_of_fill;    // (in development) Level of fill [1:5] fo
    size_type             amalgamation;     // (in development) Level of amalgamation
    size_type             ooc;              // (in development) out-of-core limit (Mo/

    // allocator with default values:

    solver_option_type ()
        : iterative      (decide),
#ifdef _RHEOLEF_HAVE_QD || defined(_RHEOLEF_HAVE_FLOAT128)
        tol              (1e6*std::numeric_limits<Float>::epsilon()),
#else
        tol              (std::numeric_limits<Float>::epsilon()),
#endif
        max_iter         (100000),

```

```

        n_refinement    (2),
        compute_determinant(false),
        preferred_library(),
        verbose_level    (0),
        do_check         (false),
        force_seq        (false),
        level_of_fill    (1),
        amalgamation     (10),
        ooc              (20000)
    {
    }
    solver_option_type (const solver_option_type&);
    solver_option_type& operator= (const solver_option_type&);
};

```

## 5.28 vec - vector in distributed environment

(Source file: 'skit/plib2/vec.h')

### Synopsys

STL-like vector container for a sequential or distributed memory machine model. Additional operation fom classical algebra.

### Example

A sample usage of the class is:

```

int main(int argc, char**argv) {
    environment distributed(argc, argv);
    vec<double> x(100, 3.14);
    dout << x << endl;
}

```

### Implementation note

Implementation use `disarray<T,M>`.

### Implementation

```

template <class T, class M = rheo_default_memory_model>
class vec : public disarray<T, M> {
public:

    // typedef:

    typedef disarray<T, M> base;
    typedef T value_type;
    typedef typename base::size_type size_type;

```

```

typedef std::ptrdiff_t                difference_type;
typedef basic_range<size_type, difference_type> range_type;
typedef typename base::reference      reference;
typedef typename base::const_reference const_reference;
typedef typename base::iterator      iterator;
typedef typename base::const_iterator const_iterator;
typedef typename float_traits<value_type>::type float_type;

// allocator/deallocator:

vec (const vec<T,M>&);
vec<T,M>& operator= (const vec<T,M>& x);

vec (const distributor& ownership,
     const T& init_val = std::numeric_limits<T>::max());

vec(size_type dis_size = 0,
     const T& init_val = std::numeric_limits<T>::max());

void resize (
    const distributor& ownership,
    const T& init_val = std::numeric_limits<T>::max());

void resize (
    size_type size = 0,
    const T& init_val = std::numeric_limits<T>::max());

// accessors:

const_reference operator[] (size_type i) const;
reference          operator[] (size_type i);

T min () const;
T max () const;
T max_abs () const;

// range:

vec(const vec_range<T,M>& vr);
vec(const vec_range_const<T,M>& vr);
vec<T,M>& operator= (const vec_range<T,M>& vr);
vec<T,M>& operator= (const vec_range_const<T,M>& vr);

vec_range_const<T,M> operator[] (const range_type& r) const;
vec_range<T,M> operator[] (const range_type& r);

// assignment to a constant:

vec<T,M>& operator= (const int& expr);

```

```

        vec<T,M>& operator= (const T& expr);

// expression template:

    template <class Expr,
              class Sfinae
              = typename std::enable_if<
                  details::is_vec_expr_v2_arg<Expr>::value
                  && ! details::is_vec<Expr>::value
              >::type>
    vec (const Expr& expr);

    template <class Expr,
              class Sfinae
              = typename std::enable_if<
                  details::is_vec_expr_v2_arg<Expr>::value
                  && ! details::is_vec<Expr>::value
              >::type>
    vec<T, M>& operator= (const Expr& expr);

// initializer list (c++ 2011):

#ifdef _RHEOLEF_HAVE_STD_INITIALIZER_LIST
    vec (const std::initializer_list<vec_concat_value<T,M> >& init_list);
    vec<T,M>& operator= (const std::initializer_list<vec_concat_value<T,M> >& init_
#endif // _RHEOLEF_HAVE_STD_INITIALIZER_LIST
};

```

## 5.29 irheostream, orheostream - large data streams

(Source file: 'util/lib/rheostream.h')

### Abstract

This class provides a stream interface for large data management. File decompression is assumed using `gzip` and a recursive search in a directory list is provided for input.

```
orheostream foo("NAME", "suffix");
```

is like

```
ofstream foo("NAME.suffix").
```

However, if *NAME* does not end with '`.suffix`', then '`.suffix`' is automatically added. By default, compression is performed on the fly with `gzip`, adding an additional '`.gz`' suffix. The `flush` action is nicely handled in compression mode:

```
foo.flush();
```

This feature allows intermediate results to be available during long computations. The compression can be deactivated while opening a file by an optional argument:

```
orheostream foo("NAME", "suffix", io::nogz);
```

An existing compressed file can be reopen in **append** mode: new results will be appended at the end of an existing file:

```
orheostream foo("NAME", "suffix", io::app);
```

Conversely,

```
irheostream foo("NAME","suffix");
```

is like

```
ifstream foo("NAME.suffix").
```

However, we look at a search path environment variable **RHEOPATH** in order to find *NAME* while suffix is assumed. Moreover, **gzip** compressed files, ending with the **‘.gz’** suffix is assumed, and decompression is done.

Finally, a set of useful functions are provided.

## Description

The following code:

```
irheostream is("results", "data");
```

will recursively look for a **‘results[.data[.gz]]’** file in the directory mentionned by the **RHEOPATH** environment variable.

For instance, if you insert in our ".cshrc" something like:

```
setenv RHEOPATH " ./home/dupont:/usr/local/math/demo"
```

the process will study the current directory **‘.’**, then, if neither **‘square.data.gz’** nor **‘square.data’** exists, it scan all subdirectory of the current directory. Then, if file is not founded, it start recusively in **‘/home/dupond’** and then in **‘/usr/local/math/demo’**.

File decompression is performed by using the **gzip** command, and data are pipe-lined directly in memory.

If the file start with **‘.’** as **‘./square’** or with a **‘/’** as **‘/home/oscar/square’**, no search occurs and **RHEOPATH** environment variable is not used.

Also, if the environment variable **RHEOPATH** is not set, the default value is the current directory **‘.’**.

For output stream:

```
orheostream os("newresults", "data");
```

file compression is assumed, and **"newresults.data.gz"** will be created.

File loading and storing are mentionned by a message, either:

```
! load "./results.data.gz"
```

or:

```
! file "./newresults.data.gz" created.
```

on the clog stream. By adding the following:

```
clog << noverbose;
```

you turn off these messages (see Section 8.1 [iorheo ialgorithm], page 181).

## Implementation

```
class irheostream : public boost::iostreams::filtering_stream<boost::iostreams::input>
public:
    irheostream() : boost::iostreams::filtering_stream<boost::iostreams::input>() {}
    irheostream(const std::string& name, const std::string& suffix = std::string())
    virtual ~irheostream();
    void open (const std::string& name, const std::string& suffix = std::string())
    void close();
protected:
    std::ifstream _ifs;
};

static const bool dont_gzip = false;
class orheostream : public boost::iostreams::filtering_stream<boost::iostreams::output>
public:
    orheostream() : boost::iostreams::filtering_stream<boost::iostreams::output>() {}
    orheostream(const std::string& name, const std::string& suffix = std::string(),
        io::mode_type mode = io::out);
    virtual ~orheostream();
    void open (const std::string& name, const std::string& suffix = std::string(),
        io::mode_type mode = io::out);
    void flush();
    void close();
    const std::string& filename() const { return _full_name; }
protected:
    void _open_internal (io::mode_type mode);
    void _close_internal ();
// data:
    io::mode_type      _mode;
    std::string        _full_name;
};

std::string itos (std::string::size_type i);
std::string ftos (const Float& x);

// catch first occurrence of string in file
bool scatch (std::istream& in, const std::string& ch, bool full_match = true);

// has_suffix("toto.suffix", "suffix") -> true
bool has_suffix (const std::string& name, const std::string& suffix);

// "toto.suffix" --> "toto"
std::string delete_suffix (const std::string& name, const std::string& suffix);
```

```

// "/usr/local/dir/toto.suffix" --> "toto.suffix"
std::string get_basename (const std::string& name);

// "/usr/local/dir/toto.suffix" --> "/usr/local/dir"
std::string get_dirname (const std::string& name);

// "toto" --> "/usr/local/math/data/toto.suffix"
std::string get_full_name_from_rheo_path (const std::string& rootname, const std::s

// "." + "../geodir" --> "../../geodir"
void append_dir_to_rheo_path (const std::string& dir);

// "../geodir" + "." --> "../geodir:."
void prepend_dir_to_rheo_path (const std::string& dir);

bool file_exists (const std::string& filename);

// string to float
bool is_float (const std::string&);
Float to_float (const std::string&);

// in TMPDIR environment variable or "/tmp" by default
std::string get_tmpdir();

```



## 6 Algorithms

### 6.1 adapt - mesh adaptation

(Source file: 'nfem/plib/adapt.h')

#### Synopsys

```
geo adapt (const field& phi); geo adapt (const field& phi, const adapt_option_type& opts);
```

#### Description

The function `adapt` implements the mesh adaptation procedure, based on the `gmsh` (isotropic) or `bamg` (anisotropic) mesh generators. The `bamg` mesh generator is the default in two dimension. For dimension one or three, `gmsh` is the only generator supported yet. In the two dimensional case, the `gmsh` correspond to the `opts.generator="gmsh"`.

The strategy based on a metric determined from the Hessian of a scalar governing field, denoted as `phi`, and that is supplied by the user. Let us denote by `H=Hessian(phi)` the Hessian tensor of the field `phi`. Then, `|H|` denote the tensor that has the same eigenvector as `H`, but with absolute value of its eigenvalues:

$$|H| = Q * \text{diag}(|\lambda_i|) * Q^t$$

The metric `M` is determined from `|H|`. Recall that an isotropic metric is such that  $M(x) = h_{loc}(x)^{-2} * Id$  where `hloc(x)` is the element size field and `Id` is the identity  $d \times d$  matrix, and  $d=1,2,3$  is the physical space dimension.

#### Gmsh isotropic metric

$$M(x) = \frac{\max_{(i=0..d-1)} (|\lambda_i(x)|) * Id}{err * hcoef^2 * (\sup_y(\phi(y)) - \inf_y(\phi(y)))}$$

Notice that the denominator involves a global (absolute) normalization  $\sup_y(\phi(y)) - \inf_y(\phi(y))$  of the governing field `phi` and the two parameters `opts.err`, the target error, and `opts.hcoef`, a secondary normalization parameter (defaults to 1).

#### Bamg anisotropic metric

There are two approach for the normalization of the metric. The first one involves a global (absolute) normalization:

$$M(x) = \frac{|H(x)|}{err * hcoef^2 * (\sup_y(\phi(y)) - \inf_y(\phi(y)))}$$

The first one involves a local (relative) normalization:

$$M(x) = \frac{|H(x)|}{err * hcoef^2 * (|\phi(x)|, cutoff * \max_y |\phi(y)|)}$$

Notice that the denominator involves a local value `phi(x)`. The parameter is provided by the optional variable `opts.cutoff`; its default value is `1e-7`. The default strategy is the local normalization. The global normalization can be enforced by setting `opts.additional="-AbsError"`.

When choosing global or local normalization ?

When the governing field `phi` is bounded, i.e. when `err*hcoef^2*(sup_y(phi(y))-inf_y(phi(y)))` will converge versus mesh refinement to a bounded value, the global normalization defines a metric that is mesh-independent and thus the adaptation loop will converge.

Otherwise, when `phi` presents singularities, with unbounded values (such as corner singularity, i.e. presents peacks when represented in elevation view), then the mesh adaptation procedure is more difficult. The global normalization divides by quantities that can be very large and the mesh adaptation can diverges when focusing on the singularities. In that case, the local normalization is preferable. Moreover, the focus on singularities can also be controlled by setting `opts.hmin` not too small.

The local normalization has been choosen as the default since it is more robust. When your field `phi` does not present singularities, then you can swith to the global numbering that leads to a best equirepartition of the error over the domain.

## Implementation

```
struct adapt_option_type {
    typedef std::vector<int>::size_type size_type;
    std::string generator;
    bool isotropic;
    Float err;
    Float errg;
    Float hcoef;
    Float hmin;
    Float hmax;
    Float ratio;
    Float cutoff;
    size_type n_vertices_max;
    size_type n_smooth_metric;
    bool splitpbedge;
    Float thetaquad;
    Float anisomax;
    bool clean;
    std::string additional;
    bool double_precision;
    Float anglecorner; // angle below which bamg considers 2 consecutive edge to be
                      // the same spline
    adapt_option_type() :
        generator(""),
```

```

        isotropic(true), err(1e-2), errg(1e-1), hcoef(1), hmin(0.0001), hmax(0.3),
        n_vertices_max(50000), n_smooth_metric(1),
        splitpbedge(true), thetaquad(std::numeric_limits<Float>::max()),
        anisomax(1e6), clean(false), additional("-RelError"), double_precision(false),
        anglecorner(0)
    {}
};
template <class T, class M>
geo_basic<T,M>
adapt (
    const field_basic<T,M>& phi,
    const adapt_option_type& options = adapt_option_type());

```

## 6.2 compose - a n-ary function with n fields

(Source file: 'nfem/plib/compose.h')

### Description

Compose a n-ary function *f* with *n* fields.

```

    geo omega ("circle");
    space Xh (omega, "P1");
    field uh (Xh, 1.0);
    field vh = interpolate (compose(f,uh));

```

The `compose` operator could be used in all non-linear expressions involved in either the `interpolate` or the `integrate` functions (see Section 6.5 [interpolate algorithm], page 124 and Section 6.4 [integrate algorithm], page 122). The *f* function could be either a usual function or a functor.

### Characteristic

The `compose` function supports also the characteristic algorithm (see Section 5.3 [characteristic class], page 46) used for convection.

```

    characteristic X (-delta_t*uh);
    test v (Xh);
    field lh = integrate (compose(uh,X)*v);

```

### Implementation

The n-arity bases on the variadic template feature of the 2011 `c++` normalisation. When this feature is not available, only unary and binary functions are supported.

## 6.3 damped\_newton – damped Newton nonlinear algorithm

(Source file: 'nfem/plib/damped\_newton.h')

## Description

Nonlinear damped Newton algorithm for the resolution of the following problem:

$$F(u) = 0$$

A simple call to the algorithm writes:

```
my_problem P;
field uh (Vh);
damped_newton (P, uh, tol, max_iter);
```

In addition to the members required for the Newton algorithm (see Section 6.8 [newton algorithm], page 126), the `space_norm` is required for the damped Newton line search algorithm:

```
class my_problem {
public:
    ...
    Float space_norm (const field& uh) const;
};
```

## Implementation

```
template <class Problem, class Field, class Real, class Size>
int damped_newton (Problem P, Field& u, Real& tol, Size& max_iter, odistream* p_d
    return damped_newton(P, newton_identity_preconditioner(), u, tol, max_iter, p_der
}
```

## 6.4 integrate - integrate a function or an expression

(Source file: 'nfem/plib/integrate.h')

### Description

Integrate an expression over a domain by using a quadrature formulae. There are three main usages of the integrate function, depending upon the type of the expression. (i) When the expression is a numerical one, it leads to a numerical value. (ii) When the expression involves a symbolic test-function see Section 5.11 [test class], page 74, the result is a linear form, represented by the `field` class. (iii) When the expression involves both symbolic trial- and test-functions see Section 5.11 [test class], page 74, the result is a bilinear form, represented by the `field` class.

### Synopsis

```
Float integrate (geo domain);
Float integrate (geo domain, quadrature_option_type qopt);
Value integrate (geo domain, Expression, quadrature_option_type qopt);

field integrate (Expression);
```

```

field integrate (Expression, quadrature_option_type qopt);
field integrate (geo domain, Expression);
field integrate (geo domain, Expression, quadrature_option_type qopt);

form integrate (Expression);
form integrate (Expression, form_option_type qopt);
form integrate (geo domain, Expression);
form integrate (geo domain, Expression, form_option_type qopt);

```

## Example

For computing the measure of a domain:

```
Float meas_omega = integrate (omega);
```

For computing the integral of a function:

```

Float f (const point& x);
...
quadrature_option_type qopt;
qopt.set_order (3);
Float int_f = integrate (omega, f, qopt);

```

The last argument specifies the quadrature formulae (see Section 5.13 [quadrature\_option\_type class], page 79) used for the computation of the integral. The function can be replaced by any field-valued expression (see Section 5.4 [field class], page 47). For computing a right-hand-side of a variational formulation with the previous function `f`:

```

space Xh (omega, "P1");
test v (Xh);
field lh = integrate (f*v);

```

For computing a bilinear form:

```

trial u (Xh);
test v (Xh);
form m = integrate (u*v);

```

The expression `u*v` can be replaced by any bilinear expression (see Section 5.4 [field class], page 47).

## Default arguments

In the case of a linear or bilinear form, the domain is optional: by default it is the full domain definition of the test function. Also, the quadrature formulae is optional: by default, its order is  $2*k+1$  where  $k$  is the polynomial degree of the `Xh` space associated to the test function `v`. When both a test `u` and trial `v` functions are supplied, let  $k_1$  and  $k_2$  be their polynomial degrees. Then the default quadrature is chosen to be exact at least for  $k_1+k_2+1$  polynomials. When the integration is performed on a subdomain, this subdomain simply replace the first argument and a domain name could also be used:

```

field l2h = integrate (omega["boundary"], f*v);
field l3h = integrate ("boundary", f*v);

```

For convenience, only the domain name can be supplied.

## 6.5 interpolate - Lagrange interpolation of a function

(Source file: 'nfem/plib/interpolate.h')

### Description

The function `interpolation` implements the Lagrange interpolation of a function or a class-function.

### Synopsys

```
template <class Function> field interpolate (const space& Xh, const Function& f);
```

### Example

The following code compute the Lagrange interpolation `pi_h_u` of `u(x)`.

```
Float u(const point& x);
...
geo omega("square");
space Xh (omega, "P1");
field pi_h_u = interpolate (Xh, u);
```

### Advanced example

It is possible to replace the function `u` by a variable of the `field` type that represents a piecewise polynomial function: this invocation allows the reinterpolation of a field on another mesh or with another approximation.

```
geo omega2 ("square2");
space X2h (omega2, "P1");
field uh2 = interpolate (X2h, pi_h_u);
```

## 6.6 level\_set - compute a level set from a function

(Source file: 'nfem/plib/level\_set.h')

### Synopsys

```
geo level_set (const field& fh);
```

### Description

Given a function `fh` defined in a domain `Lambda`, compute the level set defined by  $\{x \text{ in } \Lambda, fh(x) = 0\}$ . This level set is represented by the `geo` class.

### Options

The option class `leve_set_option_type` controls the split of quadrilaterals into triangles for tridimensional intersected surface and also the zero machine precision, `epsilon`.

## Implementation

```

struct level_set_option_type {
    bool split_to_triangle;
    Float epsilon;
    level_set_option_type()
        : split_to_triangle(true),
          epsilon(100*std::numeric_limits<Float>::epsilon())
    {}
};

template <class T, class M>
geo_basic<T,M> level_set (
    const field_basic<T,M>& fh,
    const level_set_option_type& opt = level_set_option_type());

```

## 6.7 limiter - discontinuous Galerkin slope limiter

(Source file: 'nfem/plib/limiter.h')

### Synopsys

field limiter (const field& uh, options...);

### Description

This function returns a slope limited field for any supplied discontinuous approximation.

```

    geo omega ("square");
    space Xh (omega, "P1d");
    field uh (Xh);
    ...
    field vh = limiter(uh);

```

This function is still in development as a prototype: it supports only d=1 dimension and k=0 or 1 polynomial degrees. Its generalization to 2D and 3D geometries and any polynomial degree is in development.

## Implementation

```

struct limiter_option_type {
    bool active;
    Float theta; // > 1, see Coc-1998, P. 209
    Float M;      // M=max|u''(t=0)(x)| at x where u'(t)(x)=0 :extremas
    limiter_option_type() : active(true), theta(1.5), M(1) {}
};

template <class T, class M>
field_basic<T,M>
limiter (
    const field_basic<T,M>& uh,
    const T& bar_g_S = 1.0,
    const limiter_option_type& opt = limiter_option_type());

```

## 6.8 newton – Newton nonlinear algorithm

(Source file: 'nfem/plib/newton.h')

### Description

Nonlinear Newton algorithm for the resolution of the following problem:

$$F(u) = 0$$

A simple call to the algorithm writes:

```
my_problem P;
field uh (Vh);
newton (P, uh, tol, max_iter);
```

The `my_problem` class may contains methods for the evaluation of  $F$  (aka residue) and its derivative:

```
class my_problem {
public:
    my_problem();
    field residue      (const field& uh) const;
    Float dual_space_norm (const field& mrh) const;
    void update_derivative (const field& uh) const;
    field derivative_solve (const field& mrh) const;
};
```

The `dual_space_norm` returns a scalar from the weighted residual field term `mrh` returned by the `residue` function: this scalar is used as stopping criteria for the algorithm. The `update_derivative` and `derivative_solver` members are called at each step of the Newton algorithm. See the example `p_laplacian.h` in the user's documentation for more.

### Implementation

```
template <class Problem, class Field>
int newton (Problem P, Field& uh, Float& tol, size_t& max_iter, odistream *p_derr)
{
    if (p_derr) *p_derr << "# Newton:" << std::endl << "# n r" << std::endl << std::endl;
    for (size_t n = 0; true; n++) {
        Field rh = P.residue(uh);
        Float r = P.dual_space_norm(rh);
        if (p_derr) *p_derr << n << " " << r << std::endl << std::flush;
        if (r <= tol) { tol = r; max_iter = n; return 0; }
        if (n == max_iter) { tol = r; return 1; }
        P.update_derivative (uh);
        Field delta_uh = P.derivative_solve (-rh);
        uh += delta_uh;
    }
}
```



## 6.9 riesz - approximate a Riesz representer

(Source file: 'nfem/plib/riesz.h')

### Synopsis

The `riesz` function is now obsolete: it has been now superseded by the `integrate` function see Section 6.4 [integrate algorithm], page 122.

```
template <class Expr>
field riesz (space, Expr expr);
field riesz (space, Expr expr, quadrature_option_type);
field riesz (space, Expr expr, domain);
field riesz (space, Expr expr, domain, quadrature_option_type);
```

The domain can be also provided by its name as a string. The old-fashioned code:

### Note

The `riesz` function is now obsolete: it has been now superseded by the `integrate` function see Section 6.4 [integrate algorithm], page 122. The old-fashioned code:

```
field l1h = riesz (Xh, f);
field l2h = riesz (Xh, f, "boundary");
```

writes now:

```
test v (Xh);
field l1h = integrate (f*v);
field l2h = integrate ("boundary", f*v);
```

The `riesz` function is still present in the library for backward compatibility purpose.

### Description

Let  $f$  be any continuous function, its Riesz representer in the finite element space  $X_h$  on the domain  $\Omega$  is defined by:

$$\text{dual}(l_h, v_h) = \frac{\int_{\Omega} f(x) v_h(x) dx}{\int_{\Omega} v_h(x) v_h(x) dx}$$

for all  $v_h$  in  $X_h$ , where `dual` denotes the duality between  $X_h$  and its dual. As  $X_h$  is a finite dimensional space, its dual is identified as  $X_h$  and the duality product as the Euclidian one. The Riesz representer is thus the  $l_h$  field of  $X_h$  where its  $i$ -th degree of freedom is:

$$\text{dual}(l_h, v_h) = \frac{\int_{\Omega} f(x) \phi_i(x) dx}{\int_{\Omega} \phi_i(x) \phi_i(x) dx}$$

where  $\phi_i$  is the  $i$ -th basis function in  $X_h$ . The integral is evaluated by using a quadrature formula. By default the quadrature formula is the Gauss one with the order equal to  $2*k-1$  where  $k$  is the polynomial degree in  $X_h$ . Alternative quadrature formula and order is available by passing an optional variable to `riesz`.

The function `riesz` implements the approximation of the Riesz representer by using some quadrature formula for the evaluation of the integrals. Its argument can be any function, class-function or linear or nonlinear expressions mixing fields and continuous functions.

## Example

The following code compute the Riesz representant, denoted by  $l_h$  of  $f(x)$ , and the integral of  $f$  over the domain  $\omega$ :

```
Float f(const point& x);
...
space Xh (omega_h, "P1");
field lh = riesz (Xh, f);
Float int_f = dual(lh, 1);
```

## Options

An optional argument specifies the quadrature formula used for the computation of the integral. The domain of integration is by default the mesh associated to the finite element space. An alternative domain `dom`, e.g. a part of the boundary can be supplied as an extra argument. This domain can be also a `band` associated to the banded level set method.

## Implementation

```
template <class T, class M, class Function>
inline
field_basic<T,M>
riesz (
    const space_basic<T,M>&      Xh,
    const Function&              f,
    const quadrature_option_type& qopt
    = quadrature_option_type())
```

## Implementation

```
template <class T, class M, class Function>
field_basic<T,M>
riesz (
    const space_basic<T,M>&      Xh,
    const Function&              f,
    const geo_basic<T,M>&        dom,
    const quadrature_option_type& qopt
    = quadrature_option_type())
```

## Implementation

```
template <class T, class M, class Function>
field_basic<T,M>
riesz (
    const space_basic<T,M>&      Xh,
    const Function&              f,
    std::string                  dom_name,
    const quadrature_option_type& qopt
    = quadrature_option_type())
```

## Implementation

```
template <class T, class M, class Function>
field_basic<T,M>
riesz (
    const space_basic<T,M>&      Xh,
    const Function&              f,
    const band_basic<T,M>&      gh,
    const quadrature_option_type& qopt
    = quadrature_option_type())
```

## 6.10 diag - get diagonal part of a matrix

(Source file: 'skit/plib2/diag.h')

## Description

This function get the diagonal part of a matrix.

```
csr<Float> a;
dia<Float> d = diag(a);
```

## Todo

Build a csr matrix from a diagonal one or from a vector:

```
dia<Float> d;
csr<Float> a = diag(d);
vec<Float> u;
csr<Float> b = diag(u);
```

## Implementation

```
template<class T, class M>
dia<T,M> diag (const csr<T,M>& a)
```

## 6.11 `dis_time`, `seq_time` – Time in seconds since an arbitrary time in the past.

(Source file: ‘skit/plib2/dis\_time.h’)

### Synopsis

```
double dis_time();
double seq_time();
```

### Example

```
double t_start = dis_time();
//.... stuff to be timed ...
double t_end   = dis_time();
derr << "That took " << t_end - t_start << " seconds" << endl
```

### Description

`dis_time` returns a floating-point number of seconds, representing elapsed wall-clock time since some time in the past. The *time in the past* is guaranteed not to change during the life of the process. The user is responsible for converting large numbers of seconds to other units if they are preferred. This function is portable (it returns seconds, not *ticks*), it allows high resolution, and carries no unnecessary baggage. In a distributed environment, `dis_time` clocks are synchronized: different nodes return the same time value at the same instant.

`seq_time` is similar but the time returned is local to the node that called them and clocks are not synchronized: in a distributed environment, different nodes can return different local times, at different instant when the call to `seq_time` is reached.

## 6.12 `pcg_abtb`, `pcg_abtbc`, `pminres_abtb`, `pminres_abtbc` – solvers for mixed linear problems

(Source file: ‘skit/plib2/mixed\_solver.h’)

### Synopsis

```
template <class Matrix, class Vector, class Solver, class Preconditioner, class
int pcg_abtb (const Matrix& A, const Matrix& B, Vector& u, Vector& p,
             const Vector& Mf, const Vector& Mg, const Preconditioner& S1,
             const Solver& inner_solver_A, Size& max_iter, Real& tol,
             odistream *p_derr = 0, std::string label = "pcg_abtb");

template <class Matrix, class Vector, class Solver, class Preconditioner, class
int pcg_abtbc (const Matrix& A, const Matrix& B, const Matrix& C, Vector& u, Ve
              const Vector& Mf, const Vector& Mg, const Preconditioner& S1,
              const Solver& inner_solver_A, Size& max_iter, Real& tol,
              odistream *p_derr = 0, std::string label = "pcg_abtbc");
```

The synopsis is the same with the `pminres` algorithm.

## Examples

See the user's manual for practical examples for the nearly incompressible elasticity, the Stokes and the Navier-Stokes problems.

## Description

Preconditioned conjugate gradient algorithm on the pressure  $p$  applied to the stabilized Stokes problem:

$$\begin{bmatrix} A & B^T \\ B & -C \end{bmatrix} \begin{bmatrix} u \\ p \end{bmatrix} = \begin{bmatrix} Mf \\ Mg \end{bmatrix}$$

where  $A$  is symmetric positive definite and  $C$  is symmetric positive and semi-definite. Such mixed linear problems appear for instance with the discretization of Stokes problems with stabilized P1-P1 element, or with nearly incompressible elasticity. Formally  $u = \text{inv}(A) * (Mf - B^T * p)$  and the reduced system writes for all non-singular matrix  $S1$ :

$$\text{inv}(S1) * (B * \text{inv}(A) * B^T) * p = \text{inv}(S1) * (B * \text{inv}(A) * Mf - Mg)$$

Uzawa or conjugate gradient algorithms are considered on the reduced problem. Here,  $S1$  is some preconditioner for the Schur complement  $S = B * \text{inv}(A) * B^T$ . Both direct or iterative solvers for  $S1 * q = t$  are supported. Application of  $\text{inv}(A)$  is performed via a call to a solver for systems such as  $A * v = b$ . This last system may be solved either by direct or iterative algorithms, thus, a general matrix solver class is submitted to the algorithm. For most applications, such as the Stokes problem, the mass matrix for the  $p$  variable is a good  $S1$  preconditioner for the Schur complement. The stopping criteria is expressed using the  $S1$  matrix, i.e. in L2 norm when this choice is considered. It is scaled by the L2 norm of the right-hand side of the reduced system, also in  $S1$  norm.

### 6.13 pcg – conjugate gradient algorithm.

(Source file: 'skit/plib2/pcg.h')

#### Synopsis

```
template <class Matrix, class Vector, class Preconditioner, class Real>
int pcg (const Matrix &A, Vector &x, const Vector &b,
        const Preconditioner &M, int &max_iter, Real &tol, ostream *p_derr=0);
```

#### Example

The simplest call to 'pcg' has the following form:

```
size_t max_iter = 100;
double tol = 1e-7;
int status = pcg(a, x, b, EYE, max_iter, tol, &derr);
```

## Description

`pcg` solves the symmetric positive definite linear system  $Ax=b$  using the Conjugate Gradient method.

The return value indicates convergence within `max_iter` (input) iterations (0), or no convergence within `max_iter` iterations (1). Upon successful return, output arguments have the following values:

`x`                approximate solution to  $Ax = b$   
`max_iter`        the number of iterations performed before the tolerance was reached  
`tol`             the residual after the final iteration

## Note

`pcg` is an iterative template routine.

`pcg` follows the algorithm described on p. 15 in

*Templates for the solution of linear systems: building blocks for iterative methods*, 2nd Edition, R. Barrett, M. Berry, T. F. Chan, J. Demmel, J. Donato, J. Dongarra, V. Eijkhout, R. Pozo, C. Romine, H. Van der Vorst, SIAM, 1994, [ftp.netlib.org/templates/templates.ps](http://ftp.netlib.org/templates/templates.ps).

The present implementation is inspired from IML++ 1.2 iterative method library, <http://math.nist.gov/iml>

## Implementation

```
template <class Matrix, class Vector, class Vector2, class Preconditioner, class Real>
int pcg(const Matrix &A, Vector &x, const Vector2 &Mb, const Preconditioner &M,
        Size &max_iter, Real &tol, odiststream *p_derr = 0, std::string label = "cg")
{
    Vector b = M.solve(Mb);
    Real norm2_b = dot(Mb,b);
    if (norm2_b == Real(0)) norm2_b = 1;
    Vector Mr = Mb - A*x;
    Real norm2_r = 0;
    if (p_derr) (*p_derr) << "[" << label << "]" #iteration residue" << std::endl;
    Vector p;
    for (Size n = 0; n <= max_iter; n++) {
        Vector r = M.solve(Mr);
        Real prev_norm2_r = norm2_r;
        norm2_r = dot(Mr, r);
        if (p_derr) (*p_derr) << "[" << label << "]" " << n << " " << sqrt(norm2_r/norm2_b);
        if (norm2_r <= sqrt(tol)*norm2_b) {
            tol = sqrt(norm2_r/norm2_b);
            max_iter = n;
            return 0;
        }
        if (n == 0) {
            p = r;
        } else {
            Real beta = norm2_r/prev_norm2_r;
```

```

        p = r + beta*p;
    }
    Vector Mq = A*p;
    Real alpha = norm2_r/dot(Mq, p);
    x += alpha*p;
    Mr -= alpha*Mq;
}
tol = sqrt(norm2_r/norm2_b);
return 1;
}

```

## 6.14 pgmres – generalized minimum residual method

(Source file: ‘skit/plib2/pgmres.h’)

### Synopsis

```

template <class Matrix, class Vector, class Preconditioner,
          class SmallMatrix, class SmallVector, class Real, class Size>
int pgmres (const Matrix &A, Vector &x, const Vector &b, const Preconditioner &M,
            SmallMatrix &H, const SmallVector& dummy,
            Size m, Size &max_iter, Real &tol);

```

### Example

The simplest call to `pgmres` has the following form:

```

double tol = 1e-7;
size_t max_iter = 100;
size_t m = 6;
boost::numeric::ublas::matrix<double> H(m+1,m+1);
vec<double,sequential> dummy;
int status = pgmres (a, x, b, ic0(a), H, dummy, m, max_iter, tol);

```

### Description

`pgmres` solves the unsymmetric linear system  $Ax = b$  using the generalized minimum residual method.

The return value indicates convergence within `max_iter` (input) iterations (0), or no convergence within `max_iter` iterations (1). Upon successful return, output arguments have the following values:

<code>x</code>	approximate solution to $Ax = b$
<code>max_iter</code>	the number of iterations performed before the tolerance was reached
<code>tol</code>	the residual after the final iteration

In addition, `M` specifies a preconditioner, `H` specifies a matrix to hold the coefficients of the upper Hessenberg matrix constructed by the `pgmres` iterations, `m` specifies the number of iterations for each restart.

`pgmres` requires two matrices as input, `A` and `H`. The matrix `A`, which will typically be a sparse matrix) corresponds to the matrix in the linear system  $Ax=b$ . The matrix `H`, which will be typically a dense matrix, corresponds to the upper Hessenberg matrix `H` that is constructed during the `pgmres` iterations. Within `pgmres`, `H` is used in a different way than `A`, so its class must supply different functionality. That is, `A` is only accessed through its matrix-vector and transpose-matrix-vector multiplication functions. On the other hand, `pgmres` solves a dense upper triangular linear system of equations on `H`. Therefore, the class to which `H` belongs must provide `H(i,j)` operator for element access.

## Note

It is important to remember that we use the convention that indices are 0-based. That is `H(0,0)` is the first component of the matrix `H`. Also, the type of the matrix must be compatible with the type of single vector entry. That is, operations such as `H(i,j)*x(j)` must be able to be carried out.

`pgmres` is an iterative template routine.

`pgmres` follows the algorithm described on p. 20 in *Templates for the solution of linear systems: building blocks for iterative methods*, 2nd Edition, R. Barrett, M. Berry, T. F. Chan, J. Demmel, J. Donato, J. Dongarra, V. Eijkhout, R. Pozo, C. Romine, H. Van der Vorst, SIAM, 1994, [ftp.netlib.org/templates/templates.ps](http://ftp.netlib.org/templates/templates.ps).

The present implementation is inspired from IML++ 1.2 iterative method library, <http://math.nist.gov/iml>

## Implementation

```
template <class SmallMatrix, class Vector, class SmallVector, class Size>
void
Update(Vector &x, Size k, SmallMatrix &h, SmallVector &s, Vector v[])
{
    SmallVector y = s;
    // Back solve:
    for (int i = k; i >= 0; i--) {
        y(i) /= h(i,i);
        for (int j = i - 1; j >= 0; j--)
            y(j) -= h(j,i) * y(i);
    }
    for (Size j = 0; j <= k; j++) {
        x += v[j] * y(j);
    }
}

template<class Real>
void GeneratePlaneRotation(Real &dx, Real &dy, Real &cs, Real &sn)
{
    if (dy == Real(0)) {
        cs = 1.0;
    }
}
```



```

        sn = 0.0;
    } else if (abs(dy) > abs(dx)) {
        Real temp = dx / dy;
        sn = 1.0 / sqrt( 1.0 + temp*temp );
        cs = temp * sn;
    } else {
        Real temp = dy / dx;
        cs = 1.0 / sqrt( 1.0 + temp*temp );
        sn = temp * cs;
    }
}

template<class Real>
void ApplyPlaneRotation(Real &dx, Real &dy, Real &cs, Real &sn)
{
    Real temp = cs * dx + sn * dy;
    dy = -sn * dx + cs * dy;
    dx = temp;
}

template <class Matrix, class Vector, class Preconditioner,
          class SmallMatrix, class SmallVector, class Real, class Size>
int
pgmres (const Matrix &A, Vector &x, const Vector &b, const Preconditioner &M,
        SmallMatrix &H, const SmallVector&, const Size &m, Size &max_iter, Real &tol,
        odistream* p_derr = 0, std::string label = "pgmres")
{
    Vector w;
    SmallVector s(m+1), cs(m+1), sn(m+1);
    Size i;
    Size j = 1;
    Size k;
    Real residue;
    Real norm_b = norm(M.solve(b));
    Vector r = M.solve(b - A * x);
    Real beta = norm(r);
    if (p_derr) (*p_derr) << "[" << label << "]" # norm_b=" << norm_b << std::endl;
    if (p_derr) (*p_derr) << "[" << label << "]" #iteration residue" << std::endl;
    if (norm_b == Real(0)) {
        norm_b = 1;
    }
    residue = norm(r);
    if (residue <= tol*max(Real(1.),norm_b)) {
        tol = residue/norm_b;
        max_iter = 0;
        return 0;
    }
    Vector *v = new Vector[m+1];
    while (j <= max_iter) {
        v[0] = r * (1.0 / beta);    // ??? r / beta
        s = 0.0;

```



```
int pminres (const Matrix &A, Vector &x, const Vector &b, const Preconditioner &M,
            int &max_iter, Real &tol, odistream *p_derr=0);
```

## Example

The simplest call to 'pminres' has the following form:

```
size_t max_iter = 100;
double tol = 1e-7;
int status = pminres(a, x, b, EYE, max_iter, tol, &derr);
```

## Description

**pminres** solves the symmetric positive definite linear system  $Ax=b$  using the Conjugate Gradient method.

The return value indicates convergence within `max_iter` (input) iterations (0), or no convergence within `max_iter` iterations (1). Upon successful return, output arguments have the following values:

**x**                approximate solution to  $Ax = b$   
**max\_iter**        the number of iterations performed before the tolerance was reached  
**tol**             the residual after the final iteration

## Note

**pminres** follows the algorithm described in "Solution of sparse indefinite systems of linear equations", C. C. Paige and M. A. Saunders, SIAM J. Numer. Anal., 12(4), 1975. For more, see <http://www.stanford.edu/group/SOL/software.html> and also the PhD "Iterative methods for singular linear equations and least-squares problems", S.-C. T. Choi, Stanford University, 2006, <http://www.stanford.edu/group/SOL/dissertations/sou-cheng-choi-thesis.pdf> at page 60. The present implementation style is inspired from IML++ 1.2 iterative method library, <http://math.nist.gov/iml++>.

## Implementation

```
template <class Matrix, class Vector, class Preconditioner, class Real, class Size>
int pminres(const Matrix &A, Vector &x, const Vector &Mb, const Preconditioner &M,
            Size &max_iter, Real &tol, odistream *p_derr = 0, std::string label = "minres")
{
    Vector b = M.solve(Mb);
    Real norm_b = sqrt(fabs(dot(Mb,b)));
    if (norm_b == Real(0.)) norm_b = 1;

    Vector Mr = Mb - A*x;
    Vector z = M.solve(Mr);
    Real beta2 = dot(Mr, z);
    Real norm_r = sqrt(fabs(beta2));
```

```

if (p_derr) (*p_derr) << "[" << label << "]" # norm_b=" <<norm_b<< std::endl;
if (p_derr) (*p_derr) << "[" << label << "]" #iteration residue/norm_b" << std::en
if (p_derr) (*p_derr) << "[" << label << "]" 0 " << norm_r/norm_b << std::endl;
if (beta2 < 0 || norm_r <= tol*norm_b) {
    tol = norm_r/norm_b;
    max_iter = 0;
    dis_warning_macro ("beta2 = " << beta2 << " < 0: stop");
    return 0;
}
Real beta = sqrt(beta2);
Real eta = beta;
Vector Mv = Mr/beta;
Vector u = z/beta;
Real c_old = 1.;
Real s_old = 0.;
Real c = 1.;
Real s = 0.;
Vector u_old (x.ownership(), 0.);
Vector Mv_old (x.ownership(), 0.);
Vector w      (x.ownership(), 0.);
Vector w_old  (x.ownership(), 0.);
Vector w_old2 (x.ownership(), 0.);
for (Size n = 1; n <= max_iter; n++) {
    // Lanczos
    Mr = A*u;
    z = M.solve(Mr);
    Real alpha = dot(Mr, u);
    Mr = Mr - alpha*Mv - beta*Mv_old;
    z = z - alpha*u - beta*u_old;
    beta2 = dot(Mr, z);
    if (beta2 < 0) {
        dis_warning_macro ("pminres: machine precision problem");
        tol = norm_r/norm_b;
        max_iter = n;
        return 2;
    }
    Real beta_old = beta;
    beta = sqrt(beta2);
    // QR factorisation
    Real c_old2 = c_old;
    Real s_old2 = s_old;
    c_old = c;
    s_old = s;
    Real rho0 = c_old*alpha - c_old2*s_old*beta_old;
    Real rho2 = s_old*alpha + c_old2*c_old*beta_old;
    Real rho1 = sqrt(sqr(rho0) + sqr(beta));
    Real rho3 = s_old2 * beta_old;
    // Givens rotation
    c = rho0 / rho1;

```

```

    s = beta / rho1;
    // update
    w_old2 = w_old;
    w_old = w;
    w = (u - rho2*w_old - rho3*w_old2)/rho1;
    x += c*eta*w;
    eta = -s*eta;
    Mv_old = Mv;
    u_old = u;
    Mv = Mr/beta;
    u = z/beta;
    // check residue
    norm_r *= s;
    if (p_derr) (*p_derr) << "[" << label << "]" " << n << " " << norm_r/norm_b << s
    if (norm_r <= tol*max(1.0,norm_b)) {
        tol = norm_r/norm_b;
        max_iter = n;
        return 0;
    }
}
tol = norm_r/norm_b;
return 1;
}

```

## 6.16 puzawa – Uzawa algorithm.

(Source file: 'skit/plib2/puzawa.h')

### Synopsis

```

template <class Matrix, class Vector, class Preconditioner, class Real>
int puzawa (const Matrix &A, Vector &x, const Vector &b, const Preconditioner &P,
            int &max_iter, Real &tol, const Real& rho, odistream *p_derr=0);

```

### Example

The simplest call to 'puzawa' has the folling form:

```

size_t max_iter = 100;
double tol = 1e-7;
int status = puzawa(A, x, b, EYE, max_iter, tol, 1.0, &derr);

```

### Description

**puzawa** solves the linear system  $A*x=b$  using the Uzawa method. The Uzawa method is a descent method in the direction opposite to the gradient, with a constant step length 'rho'. The convergence is assured when the step length 'rho' is small enough. If matrix A

is symmetric positive definite, please uses 'pcg' that computes automatically the optimal descndt step length at each iteration.

The return value indicates convergence within max\_iter (input) iterations (0), or no convergence within max\_iter iterations (1). Upon successful return, output arguments have the following values:

**x**            approximate solution to  $Ax = b$   
**max\_iter**   the number of iterations performed before the tolerance was reached  
**tol**         the residual after the final iteration

## Implementation

```
template < class Matrix, class Vector, class Preconditioner, class Real, class Size>
int puzawa(const Matrix &A, Vector &x, const Vector &Mb, const Preconditioner &M,
           Size &max_iter, Real &tol, const Real& rho,
           odistream *p_derr, std::string label)
{
    Vector b = M.solve(Mb);
    Real norm2_b = dot(Mb,b);
    Real norm2_r = norm2_b;
    if (norm2_b == Real(0)) norm2_b = 1;
    if (p_derr) (*p_derr) << "[" << label << "]" #iteration residue" << std::endl;
    for (Size n = 0; n <= max_iter; n++) {
        Vector Mr = A*x - Mb;
        Vector r = M.solve(Mr);
        norm2_r = dot(Mr, r);
        if (p_derr) (*p_derr) << "[" << label << "]" " << n << " " << sqrt(norm2_r/norm2_b);
        if (norm2_r <= sqrt(tol)*norm2_b) {
            tol = sqrt(norm2_r/norm2_b);
            max_iter = n;
            return 0;
        }
        x -= rho*r;
    }
    tol = sqrt(norm2_r/norm2_b);
    return 1;
}
```

## 6.17 catchmark - iostream manipulator

(Source file: 'util/lib/catchmark.h')

### Description

The `catchmark` is used for building labels used for input-output of vector-valued fields (see Section 5.4 [field class], page 47):

```
cin >> catchmark("f") >> fh;
cout << catchmark("u") << uh
```

```
<< catchmark("w")    << wh
<< catchmark("psi") << psih;
```

Assuming its value for output is "u", the corresponding labels will be "#u0", "#u1", "#u2", ...

## Implementation

```
class catchmark {
public:
    catchmark(const std::string& x);
    const std::string& mark() const { return _mark; }
    friend std::istream& operator >> (std::istream& is, const catchmark& m);
    friend std::ostream& operator << (std::ostream& os, const catchmark& m);
protected:
    std::string _mark;
};
```





## 7 Internal classes

### 7.1 basis - polynomial basis

(Source file: 'nfem/plib/basis.h')

#### Synopsys

The **basis** class defines functions that evaluates a polynomial basis and its derivatives on a point. The polynomial basis is designated by a string, e.g. "P0", "P1", "P2", "bubble",... indicating the basis. The basis depends also of the reference element: triangle, square, tetrahedron (see Section 7.14 [reference\_element iclass], page 162). For instance, on a square, the "P1" string designates the common Q1 four-nodes basis on the reference square.

The nodes associated to the Lagrange polynomial basis are also available by its associated accessor.

#### Implementation note

The **basis** class is a see Section 7.21 [smart\_pointer iclass], page 173) class on a **basis\_rep** class that is a pure virtual base class for effective bases, e.g. basis\_P1, basis.P1, etc.

#### Implementation

```
template<class T>
class basis_basic : public smart_pointer<basis_rep<T> > {
public:

    // typedefs:

        typedef basis_rep<T>                rep;
        typedef smart_pointer<rep>          base;
        typedef typename basis_rep<T>::size_type size_type;

    // allocators:

        basis_basic (std::string name = "");

    // accessors:

        std::string name() const;
        size_type   degree() const;
        size_type   size (reference_element hat_K) const;

        void hat_node(
            reference_element          hat_K,
            std::vector<point_basic<T> >& hat_node) const;
        void hat_node(
            reference_element          hat_K,
```

```

        typename std::vector<point_basic<T> >::iterator hat_node) const;

    void eval(
        reference_element      hat_K,
        const point_basic<T>& hat_x,
        std::vector<T>&        values) const;
    void eval(
        reference_element      hat_K,
        const point_basic<T>& hat_x,
        typename std::vector<T>::iterator values) const;

    void grad_eval(
        reference_element      hat_K,
        const point_basic<T>& hat_x,
        std::vector<point_basic<T> >& values) const;
    void grad_eval(
        reference_element      hat_K,
        const point_basic<T>& hat_x,
        typename std::vector<point_basic<T> >::iterator values) const;
};
typedef basis_basic<Float> basis;

```

## 7.2 domain\_indirect - a named part of a finite element mesh

(Source file: 'nfem/plib/domain\_indirect.h')

### Description

The `domain_indirect` class defines a container for a part of a finite element mesh. This describes the connectivity of edges or faces. This class is usefull for boundary condition setting.

### Implementation note

The `domain` class is splitted into two parts. The first one is the `domain_indirect` class, that contains the main renumbering features: it acts as a indirect on a `geo` class(see Section 5.9 [geo class], page 61). The second one is the `domain` class, that simply contains two smart\_pointers: one on a `domain_indirect` and the second on the `geo` where renumbering is acting. Thus, the `domain` class develops a complete `geo`-like interface, via the `geo_abstract_rep` pure virtual class derivation, and can be used by the `space` class (see Section 5.10 [space class], page 70). The split between `domain_indirect` and `domain` is necessary, because the `geo` class contains a list of `domain_indirect`. It cannot contains a list of `domain` classes, that refers to the `geo` class itself: a loop in reference counting leads to a blocking situation in the automatic deallocation.

### Implementation

```

template <>
class domain_indirect_basic<sequential> : public smart_pointer<domain_indirect_rep<

```

```

public:

// typedefs:

    typedef domain_indirect_rep<sequential> rep;
    typedef smart_pointer<rep>          base;
    typedef rep::size_type              size_type;
    typedef rep::iterator_ioige         iterator_ioige;
    typedef rep::const_iterator_ioige   const_iterator_ioige;

// allocators:

    domain_indirect_basic ();

    template <class T>
    domain_indirect_basic (
        const geo_basic<T,sequential>&  omega,
        const std::string&               name,
        size_type                        map_dim,
        const communicator&              comm,
        const std::vector<size_type>&     ie_list);

    template <class U>
    domain_indirect_basic (
        disarray<geo_element_auto<heap_allocator<size_type> >,sequential, heap_allocator,
                                     d_tmp,
        const geo_basic<U, sequential>& omega,
        std::vector<index_set>*          ball);

    void resize (size_type n);

// accessors:

    size_type size()      const;
    size_type dis_size() const;
    const distributor& ownership() const;

    const_iterator_ioige ioige_begin() const;
    const_iterator_ioige ioige_end()   const;
    iterator_ioige ioige_begin();
    iterator_ioige ioige_end();

    const geo_element_indirect& oige (size_type ioige) const;

    void set_name (std::string name);
    void set_map_dimension (size_type map_dim);
    std::string name ()      const;
    size_type map_dimension () const;

```

```
// i/o:

    odistream& put (odistream&) const;
    template <class T>
    idistream& get (idistream& ips, const geo_rep<T,sequential>& omega, std::ve
};
```

## Implementation

```
template <>
class domain_indirect_basic<distributed> : public smart_pointer<domain_indirect_rep
public:

// typedefs:

    typedef domain_indirect_rep<distributed> rep;
    typedef smart_pointer<rep> base;
    typedef rep::size_type size_type;
    typedef rep::iterator_ioige iterator_ioige;
    typedef rep::const_iterator_ioige const_iterator_ioige;

// allocators:

    domain_indirect_basic ();
    template<class T>
    domain_indirect_basic (
        const geo_basic<T,distributed>& omega,
        const std::string& name,
        size_type map_dim,
        const communicator& comm,
        const std::vector<size_type>& ie_list);

// accessors/modifiers:

    size_type size() const;
    size_type dis_size() const;
    const distributor& ownership() const;

    const geo_element_indirect& oige (size_type ioige) const;

    void set_name (std::string name);
    void set_map_dimension (size_type map_dim);
    std::string name () const;
    size_type map_dimension () const;

// distributed specific accessors:

    const_iterator_ioige ioige_begin() const;
    const_iterator_ioige ioige_end() const;
```

```

        iterator_ioige ioige_begin();
        iterator_ioige ioige_end();

        const distributor& ini_ownership() const;
        size_type ioige2ini_dis_ioige (size_type ioige) const;
        size_type ini_ioige2dis_ioige (size_type ini_ioige) const;

// i/o:

        template <class T>
        idiststream& get (idiststream& ips, const geo_rep<T,distributed>& omega);
        template <class T>
        odiststream& put (odiststream& ops, const geo_rep<T,distributed>& omega) const;
};

```

### 7.3 `geo_domain` - a named part of a finite element mesh that behaves as a mesh

(Source file: 'nfem/plib/geo\_domain.h')

#### Description

The `geo_domain` class defines a container for a part of a finite element mesh. This class re-describes the vertices, edges or faces in a compact way, i.e. by skipping unused elements from the surrounding mesh.

#### Implementation note

The `geo_domain` class conserves the link to the original mesh such that fields defined on a `geo_domain` can inter-operate with fields defined on the surrounding mesh.

### 7.4 `geo_domain_indirect_rep` - a named part of a finite element mesh

(Source file: 'nfem/plib/geo\_domain\_indirect.h')

#### Description

The `geo_domain_indirect_rep` class defines a container for a part of a finite element mesh. This describes the connectivity of edges or faces. This class is usefull for boundary condition setting.

#### Implementation note

The `geo_domain_indirect_rep` class is splitted into two parts. The first one is the `domain_indirect` class, that contains the main renumbering features: it acts as an indirection on a `geo` class (see Section 5.9 [geo class], page 61). The second one is the `geo` class itself, named

here the background `geo`. Thus, the `geo_domain_indirect` class develops a complete `geo`-like interface, via the `geo_abstract_rep` pure virtual class derivation, and can be used by the `space` class (see Section 5.10 [space class], page 70).

The split between `domain_indirect` and `geo_domain_indirect` is necessary, because the `geo` class contains a list of `domain_indirect`. The `geo` class cannot contain a list of `geo_domain_indirect` classes, that refers to the `geo` class itself: a loop in reference counting leads to a blocking situation in the automatic deallocation.

## 7.5 numbering - global degree of freedom numbering

(Source file: 'nfem/plib/numbering.h')

### Synopsis

The `numbering` class defines methods that furnish global numbering of degrees of freedom. This numbering depends upon the degrees of polynoms on elements and upon the continuity requirement at inter-element boundary. For instance the "P1" continuous finite element approximation has one degree of freedom per vertex of the mesh, while its discontinuous counterpart has `dim(basis)` times the number of elements of the mesh, where `dim(basis)` is the size of the local finite element basis.

### Implementation

```
template <class T, class M = rheo_default_memory_model>
class numbering : public smart_pointer<numbering_rep<T,M> > {
public:

    // typedefs:

    typedef numbering_rep<T,M> rep;
    typedef smart_pointer<rep> base;
    typedef size_t          size_type;

    // allocators:

    numbering (std::string name = "");
    numbering (numbering_rep<T,M>* ptr);
    ~numbering() {}

    // accessors & modifiers:

    bool is_initialized() const { return base::operator->() != 0; }
    std::string name() const;
    size_type degree () const;
    void set_degree (size_type degree) const;
    bool is_continuous() const;
    bool is_discontinuous() const { return !is_continuous(); }
    bool has_compact_support_inside_element() const;
```

```

const basis_basic<T>& get_basis() const { return base::data().get_basis(); }

size_type      ndof      (const geo_size& gs, size_type map_dim) const;
size_type dis_ndof      (const geo_size& gs, size_type map_dim) const;
void      dis_idof      (const geo_size& gs, const geo_element& K, std::vector<size_type>& idof);
void set_ios_permutations (const class geo_basic<T,M>& omega,
                          disarray<size_type,M>& idof2ios_dis_idof,
                          disarray<size_type,M>& ios_idof2dis_idof) const;

// comparator:

bool operator== (const numbering<T,M>& y) const {
    if (! is_initialized() && ! y.is_initialized()) return true;
    if (! is_initialized() || ! y.is_initialized()) return false;
    return name() == y.name();
}
// i/o:

void dump(std::ostream& out = std::cerr) const;
};

```

## 7.6 edge - Edge reference element

(Source file: 'nfem/geo\_element/edge.icc')

### Description

The edge reference element is  $K = [0,1]$ .

0-----1    x

Curved high order Pk edges ( $k \geq 1$ ), in 2d or 3d geometries, are supported. These edges have internal nodes, numbered as:

0----2----1	0--2--3--1	0-2-3-4-1
P2	P3	P4

### Implementation

```

const size_t dimension = 1;
const Float  measure   = 1;
const size_t n_vertex  = 2;
const point vertex [n_vertex] = {
    point(0),
    point(1) };

```

## 7.7 geo\_element - element of a mesh

(Source file: 'nfem/geo\_element/geo\_element\_v4.h')

## Description

Defines geometrical elements and sides as a set of vertice and edge indexes. This element is obtained after a Piola transformation from a reference element (see Section 7.14 [reference\_element iclass], page 162). Indexes are related to arrays of edges and vertices. These arrays are included in the description of the mesh. Thus, this class is related of a given mesh instance (see Section 5.9 [geo class], page 61).

## Example

This is the test of geo\_element:

```
geo_element_auto<> K;
K.set_name('t') ;
cout << "n_vertices: " << K.size() << endl
    << "n_edges    : " << K.n_edges() << endl
    << "dimension : " << K.dimension() << endl << endl;
for(geo_element::size_type i = 0; i < K.size(); i++)
    K[i] = i*10 ;
for(geo_element::size_type i = 0; i < K.n_edges(); i++)
    K.set_edge(i, i*10+5) ;
cout << "vertices: local -> global" << endl;
for (geo_element::size_type vloc = 0; vloc < K.size(); vloc++)
    cout << vloc << "-> " << K[vloc] << endl;
cout << endl
    << "edges: local -> global" << endl;
for (geo_element::size_type eloc = 0; eloc < K.n_edges(); eloc++) {
    geo_element::size_type vloc1 = subgeo_local_vertex(1, eloc, 0);
    geo_element::size_type vloc2 = subgeo_local_vertex(1, eloc, 1);
    cout << eloc << "-> " << K.edge(eloc) << endl
        << "local_vertex_from_edge(" << eloc
        << ") -> (" << vloc1 << ", " << vloc2 << ")" << endl;
}
```

## 7.8 hack\_array - container in distributed environment

(Source file: 'nfem/geo\_element/hack\_array.h')

### Synopsys

STL-like vector container for a distributed memory machine model. Contrarily to `disarray<T>`, here T can have a size only known at compile time. This class is used when T is a `geo_element` raw class, i.e. `T=geo_element_e.raw`. The size of the `geo_element` depends upon the order and is known only at run-time. For efficiency purpose, the `hack_array` allocate all `geo_elements` of the same variant (e.g. edge) and order in a contiguous area, since the corresponding element size is constant.



## Example

A sample usage of the class is:

```
std::pair<size_t,size_t> param (reference_element::t, 3); // triangle, order=3
hack_array<geo_element_raw> x (distributor(100), param);
```

The `hack_array<T>` interface is similar to those of the `disarray<T>` one.

## Object requirement

There are many pre-requisites for the template object type `T`:

```
class T : public T::generic_type {
    typedef variant_type;
    typedef raw_type;
    typedef genetic_type;
    typedef automatic_type;
    static const variant_type _variant;
    static size_t _data_size(const parameter_type& param);
    static size_t _value_size(const parameter_type& param);
};
class T::automatic_type : public T::generic_type {
    automatic_type (const parameter_type& param);
};
class T::generic_type {
    typedef raw_type;
    typedef iterator;
    typedef const_iterator;
    iterator _data_begin();
    const_iterator _data_begin() const;
};
ostream& operator<< (ostream&, const T::generic_type&);
```

## Implementation

```
template <class T, class A>
class hack_array<T,sequential,A> : public smart_pointer<hack_array_seq_rep<T,A> > {
public:

    // typedefs:

    typedef hack_array_seq_rep<T,A>      rep;
    typedef smart_pointer<rep>            base;

    typedef sequential                    memory_type;
    typedef typename rep::size_type      size_type;
    typedef typename rep::value_type     value_type;
    typedef typename rep::reference      reference;
    typedef typename rep::dis_reference  dis_reference;
    typedef typename rep::iterator       iterator;
    typedef typename rep::const_reference const_reference;
```

```

typedef typename rep::const_iterator  const_iterator;
typedef typename rep::parameter_type  parameter_type;

// allocators:

hack_array (const A& alloc = A());
hack_array (size_type loc_size,          const parameter_type& param, const A&
void resize (const distributor& ownership, const parameter_type& param);
hack_array (const distributor& ownership, const parameter_type& param, const A&
void resize (size_type loc_size,          const parameter_type& param);

// local accessors & modifiers:

A get_allocator() const          { return base::data().get_allocator(); }
size_type      size () const     { return base::data().size(); }
size_type dis_size () const     { return base::data().dis_size(); }
const distributor& ownership() const { return base::data().ownership(); }
const communicator& comm() const   { return ownership().comm(); }

reference      operator[] (size_type i)      { return base::data().operator[]
const_reference operator[] (size_type i) const { return base::data().operator[]

const_reference dis_at (size_type dis_i) const { return base::data().operator[]

        iterator begin()      { return base::data().begin(); }
const_iterator begin() const { return base::data().begin(); }
        iterator end()        { return base::data().end(); }
const_iterator end() const    { return base::data().end(); }

// global accessors (for compatibility with distributed interface):

template<class Set> void append_dis_indexes (const Set& ext_idx_set) const {}
void update_dis_entries() const {}

// global modifiers (for compatibility with distributed interface):

dis_reference dis_entry (size_type dis_i) { return operator[] (dis_i); }
void dis_entry_assembly()                {}
template<class SetOp>
void dis_entry_assembly(SetOp my_set_op) {}
template<class SetOp>
void dis_entry_assembly_begin (SetOp my_set_op) {}
template<class SetOp>
void dis_entry_assembly_end (SetOp my_set_op) {}

// apply a partition:

#ifdef TODO
    template<class RepSize>

```

```

void repartition (
    const RepSize&          partition,          // old_numbering for *this
    hack_array<T,sequential,A>& new_array,      // old_ownership
    RepSize&                old_numbering,      // new_ownership (created)
    RepSize&                new_numbering) const // new_ownership
{ return base::data().repartition (partition, new_array, old_numbering, new

template<class RepSize>
void permutation_apply (
    const RepSize&          new_numbering,      // old_numbering for *this
    hack_array<T,sequential,A>& new_array) const // old_ownership
{ return base::data().permutation_apply (new_numbering, new_array); }
#endif // TODO

// i/o:

    odistream& put_values (odistream& ops) const { return base::data().put_valu
    idistream& get_values (idistream& ips)        { return base::data().get_valu
    template <class GetFunction>
    idistream& get_values (idistream& ips, GetFunction get_element)          { ret
    template <class PutFunction>
    odistream& put_values (odistream& ops, PutFunction put_element) const { ret
#ifdef TODO
    void dump (std::string name) const { return base::data().dump(name); }
#endif // TODO
};

```

## Implementation

```

template <class T, class A>
class hack_array<T,distributed,A> : public smart_pointer<hack_array_mpi_rep<T,A> >
public:

// typedefs:

    typedef hack_array_mpi_rep<T,A>      rep;
    typedef smart_pointer<rep>           base;

    typedef distributed                  memory_type;
    typedef typename rep::size_type     size_type;
    typedef typename rep::value_type    value_type;
    typedef typename rep::reference      reference;
    typedef typename rep::dis_reference  dis_reference;
    typedef typename rep::iterator       iterator;
    typedef typename rep::parameter_type parameter_type;
    typedef typename rep::const_reference const_reference;
    typedef typename rep::const_iterator const_iterator;
    typedef typename rep::scatter_map_type scatter_map_type;

```

```

// allocators:

hack_array (const A& alloc = A());
hack_array (const distributor& ownership, const parameter_type& param, const A&
void resize (const distributor& ownership, const parameter_type& param);

// local accessors & modifiers:

A get_allocator() const { return base::data().get_allocator(); }
size_type size () const { return base::data().size(); }
size_type dis_size () const { return base::data().dis_size(); }
const distributor& ownership() const { return base::data().ownership(); }
const communicator& comm() const { return base::data().comm(); }

reference operator[] (size_type i) { return base::data().operator[]
const_reference operator[] (size_type i) const { return base::data().operator[]

        iterator begin() { return base::data().begin(); }
const_iterator begin() const { return base::data().begin(); }
        iterator end() { return base::data().end(); }
const_iterator end() const { return base::data().end(); }

// global accessor:

template<class Set, class Map>
void append_dis_entry (const Set& ext_idx_set, Map& ext_idx_map) const { base::

template<class Set, class Map>
void get_dis_entry (const Set& ext_idx_set, Map& ext_idx_map) const { base::

template<class Set>
void append_dis_indexes (const Set& ext_idx_set) const { base::data().append_di

template<class Set>
void set_dis_indexes (const Set& ext_idx_set) { base::data().set_dis_indexe

const_reference dis_at (size_type dis_i) const { return base::data().dis_at (di

// get all external pairs (dis_i, values):
const scatter_map_type& get_dis_map_entries() const { return base::data().get_d

void update_dis_entries() const { base::data().update_dis_entries(); }

// global modifiers (for compatibility with distributed interface):

dis_reference dis_entry (size_type dis_i) { return base::data().dis_entry

void dis_entry_assembly() { return base::data().dis_entry

```

```

template<class SetOp>
void dis_entry_assembly      (SetOp my_set_op) { return base::data().dis_entry
template<class SetOp>
void dis_entry_assembly_begin (SetOp my_set_op) { return base::data().dis_entry
template<class SetOp>
void dis_entry_assembly_end   (SetOp my_set_op) { return base::data().dis_entry

// apply a partition:

template<class RepSize>
void repartition (
    const RepSize&      partition,          // old_numbering for *this
    hack_array<T,distributed>& new_array,    // old_ownership
    RepSize&            old_numbering,      // new_ownership (created)
    RepSize&            new_numbering) const // new_ownership
{ return base::data().repartition (partition.data(), new_array.data(), old_

#ifdef TODO
template<class RepSize>
void permutation_apply (
    const RepSize&      new_numbering,      // old_numbering for *this
    hack_array<T,distributed,A>& new_array) const // old_ownership
{ base::data().permutation_apply (new_numbering.data(), new_array.data()); }

void reverse_permutation (
    hack_array<size_type,distributed,A>& inew2dis_iold) const // old_ownership for
{ base::data().reverse_permutation (inew2dis_iold.data()); }
#endif // TODO

// i/o:

    odistream& put_values (odistream& ops) const { return base::data().put_valu
    idistream& get_values (idistream& ips)        { return base::data().get_valu
#ifdef TODO
    void dump (std::string name) const           { return base::data().dump(name); }
#endif // TODO

template <class GetFunction>
idistream& get_values (idistream& ips, GetFunction get_element)
    { return base::data().get_values(ips, get_element); }
template <class PutFunction>
odistream& put_values (odistream& ops, PutFunction put_element) const
    { return base::data().put_values(ops, put_element); }

template <class PutFunction, class Permutation>
odistream& permuted_put_values (
    odistream&            ops,
    const Permutation&    perm,
    PutFunction           put_element) const

```

```

    { return base::data().permuted_put_values (ops, perm.data(), put_element);
};

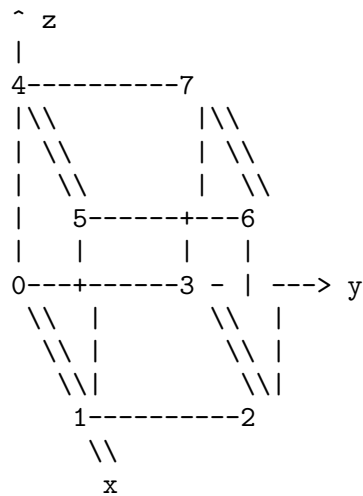
```

## 7.9 hexahedron - Hexaedron reference element

(Source file: 'nfem/geo\_element/hexahedron.icc')

### Description

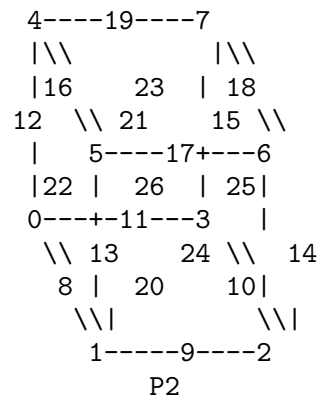
The hexahedron reference element is  $[-1,1]^3$ .



Curved high order  $P_k$  hexaedra ( $k \geq 1$ ) in 3d geometries are supported. These hexaedra have additional edge-nodes, face-nodes and internal volume-nodes.

### These nodes are numbered as

first vertex, then edge-node, following the edge numbering order and orientation, then face-nodes following the face numbering order and orientation, and finally the face internal nodes, following the hexahedron lattice. See below for edges and faces numbering and orientation.



## Numbering

The orientation is such that trihedra (01, 03, 04) is direct and all faces, see from exterior, are in the direct sens. References: P. L. Georges, "Generation automatique de maillages", page 24-, coll RMA, 16, Masson, 1994. Notice that the edge-nodes and face-nodes numbering slightly differ from those used in the `gmsh` mesh generator when using high-order elements. This difference is handled by the `msh2geo` mesh file converter (see Section 4.4 [`msh2geo` command], page 24).

## Implementation

```
const size_t dimension = 3;
const Float   measure = 8;
const size_t n_vertex = 8;
const point vertex [n_vertex] = {
    point(-1,-1,-1 ),
    point( 1,-1,-1 ),
    point( 1, 1,-1 ),
    point(-1, 1,-1 ),
    point(-1,-1, 1 ),
    point( 1,-1, 1 ),
    point( 1, 1, 1 ),
    point(-1, 1, 1 ) };
const size_t n_face = 6;
const size_t face [n_face][4] = {
    {0, 3, 2, 1 },
    {0, 4, 7, 3 },
    {0, 1, 5, 4 },
    {4, 5, 6, 7 },
    {1, 2, 6, 5 },
    {2, 3, 7, 6 } };
const size_t n_edge = 12;
const size_t edge [n_edge][2] = {
    {0, 1 },
    {1, 2 },
    {2, 3 },
    {3, 0 },
    {0, 4 },
    {1, 5 },
    {2, 6 },
    {3, 7 },
    {4, 5 },
    {5, 6 },
    {6, 7 },
    {7, 4 } };
```

### 7.10 point - Point reference element

(Source file: 'nfem/geo\_element/point.icc')

## Description

The point reference element is defined for convenience. It is a 0-dimensional element with measure equal to 1.

## Implementation

```
const size_t dimension = 0;
const Float  measure = 1;
```

## 7.11 prism - Prism reference element

(Source file: 'nfem/geo\_element/prism.icc')

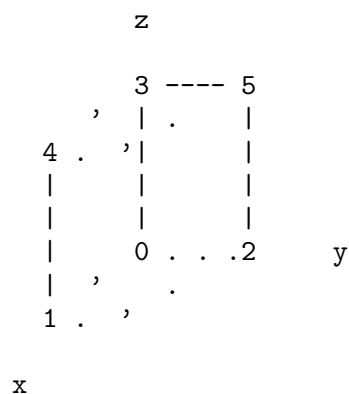
## Description

The prism reference element is

$$K = \{ 0 < x < 1 \text{ and } 0 < y < 1-x \text{ and } -1 < z < 1 \}$$

## Numbering

The orientation is such that trièdra (01, 02, 03) is direct and all faces, see from exterior, are in the direct sens. References: P. L. Georges, "Generation automatique de maillages", page 24-, coll RMA, 16, Masson, 1994.

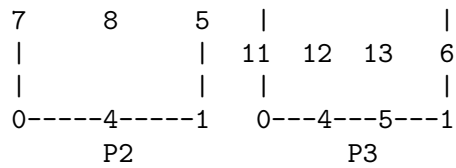


## Implementation

```
const size_t dimension = 3;
const Float  measure = 1;
const size_t n_vertex = 6;
const point vertex [n_vertex] = {
    point( 0, 0,-1 ),
    point( 1, 0,-1 ),
    point( 0, 1,-1 ),
    point( 0, 0, 1 ),
    point( 1, 0, 1 ),
    point( 0, 1, 1 ) };
```







## Implementation

```

const size_t dimension = 2;
const Float  measure = 4;
const size_t n_vertex = 4;
const point vertex [n_vertex] = {
    point(-1,-1),
    point( 1,-1),
    point( 1, 1),
    point(-1, 1) };
const size_t  n_edge = 4;
const size_t edge [n_edge][2] = {
    { 0, 1 },
    { 1, 2 },
    { 2, 3 },
    { 3, 0 } };

```

### 7.13 quadrature - quadrature formulae on the reference element

(Source file: 'nfem/geo\_element/quadrature.h')

#### Synopsis

The `quadrature` class defines a container for a quadrature formulae on the reference element (see Section 7.14 [reference\_element iclass], page 162). This container stores the nodes coordinates and the weights.

#### The constructor takes two arguments

the reference element  $K$  and the order  $r$  of the quadrature formulae. The formulae is exact when computing the integral of a polynomial  $p$  that degree is less or equal to order  $r$ .

$$\int_K p(x) \, dx = \sum_{q=1}^n p(x_q) w_q$$

#### Limitations

The formulae is optimal when it uses a minimal number of nodes  $n$ . Optimal quadrature formula are hard-coded in this class. Not all reference elements and orders are yet implemented. This class will be completed in the future.

## Implementation

```

template<class T>
class quadrature : public smart_pointer<quadrature_rep<T> > {
public:

// typedefs:

    typedef quadrature_rep<T>          rep;
    typedef smart_pointer<rep>         base;
    typedef typename rep::size_type    size_type;
    typedef typename rep::family_type  family_type;
    typedef typename rep::const_iterator const_iterator;
    typedef typename rep::orientation_type orientation_type;

// allocators:

    quadrature (quadrature_option_type opt = quadrature_option_type())
        : base(new_macro(rep(opt))) {}

// modifiers:

    void set_order  (size_type order) { base::data().set_order(order); }
    void set_family (family_type ft)  { base::data().set_family(ft); }

// accessors:

    size_type      get_order() const { return base::data().get_order();}
    family_type    get_family() const { return base::data().get_family();}
    std::string    get_family_name() const { return base::data().get_family_name();}
    const quadrature_option_type& get_options() const { return base::data().get_opt_type();}
    size_type      size  (reference_element hat_K) const { return base::data().size(hat_K);}
    const_iterator begin (reference_element hat_K) const { return base::data().begin(hat_K);}
    const_iterator end   (reference_element hat_K) const { return base::data().end(hat_K);}
    const weighted_point<T>& operator() (reference_element hat_K, size_type q) const {
                                                                    { return base::data().operator()(hat_K, q);}
    }

    template<class U>
    friend std::ostream& operator<< (std::ostream& os, const quadrature<U>& q) {
        return os << q.data(); }

// side accessor:

    void side_initialize (
        reference_element    tilde_K,
        size_type            loc_isid,
        reference_element    hat_S,
        size_type            shift,
        orientation_type      orient) const {
        base::data().side_initialize (tilde_K, loc_isid, hat_S, shift, orient);
    }

```

```
    }
};
```

## 7.14 reference\_element - reference element

(Source file: 'nfem/geo\_element/reference\_element.h')

### Synopsys

The `reference_element` class defines all supported types of geometrical elements in one, two and three dimensions. The set of supported elements are designate by a letter

'p'	point (dimension 0)
'e'	edge (dimension 1)
't'	triangle(dimension 2)
'q'	quadrangle(dimension 2)
'T'	tetrahedron(dimension 3)
'P'	prism(dimension 3)
'H'	hexaedron(dimension 3)

### Implementation

```
class reference_element {
public:

// typedefs:

    typedef std::vector<int>::size_type size_type;

    // defines variant_type { p, t, q ..., H, ...};
    // in an automatically generated file :

    typedef size_type variant_type;
    static const variant_type
        p = 0,
        e = 1,
        t = 2,
        q = 3,
        T = 4,
        P = 5,
        H = 6,
        max_variant = 7;

// allocators/deallocators:
```

```

reference_element (variant_type x = max_variant)
: _x(x) { assert_macro (x >= 0 && x <= max_variant, "invalid type " << x); }

// initializers:

void set_variant (variant_type x) { _x = x; }
void set_variant (size_type n_vertex, size_type dim) { _x = variant (n_vertex,
void set_name      (char name);

// accessors:

variant_type variant() const { return _x; }
char name() const { return _name[_x]; }
size_type dimension() const { return _dimension[_x]; }
size_type size() const { return _n_vertex[_x]; }
size_type n_subgeo(size_type subgeo_dim) const { return n_subgeo (variant(), subgeo_dim); }
size_type n_edge() const { return n_subgeo(1); }
size_type n_face() const { return n_subgeo(2); }
size_type subgeo_size (size_type subgeo_dim, size_type loc_isid) const {
    return subgeo_n_node (_x, 1, subgeo_dim, loc_isid); }
size_type subgeo_local_vertex(size_type subgeo_dim, size_type loc_isid, size_type loc_jsidvert) const {
    return subgeo_local_node (_x, 1, subgeo_dim, loc_isid, loc_jsidvert); }

// TODO: use template<class T> instead of Float
const point_basic<Float>& vertex (size_type iloc) const;
friend Float measure (reference_element hat_K);
Float side_measure (size_type loc_isid) const;
void side_normal (size_type loc_isid, point_basic<Float>& hat_n) const;

// helpers:

static variant_type variant      (char name);
static variant_type variant      (size_type n_vertex, size_type dim);
static char         name         (variant_type variant) { return _name [variant]; }
static size_type dimension (variant_type variant) { return _dimension[variant]; }
static size_type n_vertex  (variant_type variant) { return _n_vertex [variant]; }
static size_type n_node    (variant_type variant, size_type order);

static size_type n_sub_edge    (variant_type variant);
static size_type n_sub_face    (variant_type variant);
static size_type n_subgeo      (variant_type variant, size_type subgeo_dim);
static size_type subgeo_n_node (variant_type variant, size_type order, size_type loc_isid);
static size_type subgeo_local_node (variant_type variant, size_type order, size_type loc_isid, size_type loc_jsidvert);

static variant_type first_variant_by_dimension (size_type dim) {
    return _first_variant_by_dimension[dim]; }
static variant_type last_variant_by_dimension (size_type dim) {
    return _first_variant_by_dimension[dim+1]; }

```

```

static size_type first_inod_by_variant (variant_type variant, size_type order,
static size_type last_inod_by_variant (variant_type variant, size_type order,
    { return first_inod_by_variant (variant, order, subgeo_variant+1); }
static size_type first_inod (variant_type variant, size_type order, size_type s
    { return first_inod_by_variant (variant, order, first_variant_by_dimension(s
static size_type last_inod (variant_type variant, size_type order, size_type s
    { return first_inod_by_variant (variant, order, last_variant_by_dimension(s
static void init_local_nnode_by_variant (size_type order, std::array<size_type,

protected:
// constants:

static const char      _name [max_variant];
static const size_type _dimension [max_variant];
static const size_type _n_vertex [max_variant];
static const variant_type _first_variant_by_dimension[5];

// data:

variant_type _x;
};

```

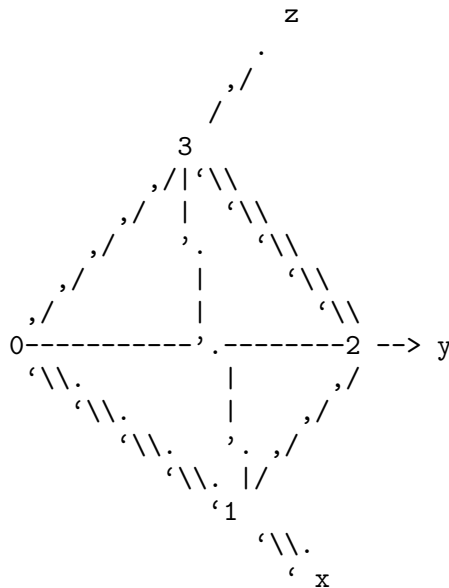
## 7.15 tetrahedron - Tetraedron reference element

(Source file: 'nfem/geo\_element/tetrahedron.icc')

### Description

The tetrahedron reference element is

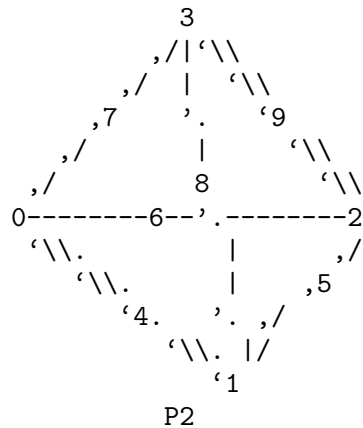
$$K = \{ 0 < x < 1 \text{ and } 0 < y < 1-x \text{ and } 0 < z < 1-x-y \}$$



Curved high order Pk tetrahedra ( $k \geq 1$ ) in 3d geometries are supported. These tetrahedra have additional edge-nodes, face-nodes and internal volume-nodes.

### These nodes are numbered as

first vertex, then edge-node, following the edge numbering order and orientation, then face-nodes following the face numbering order and orientation, and finally the face internal nodes, following the tetrahedron lattice. See below for edges and faces numbering and orientation.



### Numbering

The orientation is such that trihedra (01, 02, 03) is direct, and all faces, seen from exterior, are in the direct sense. References: P. L. Georges, "Generation automatique de maillages", page 24, coll RMA, 16, Masson, 1994. Notice that the edge-nodes and face-nodes numbering slightly differ from those used in the `gmsh` mesh generator when using high-order elements. This difference is handled by the `msh2geo` mesh file converter (see Section 4.4 [`msh2geo` command], page 24).

### Implementation

```
const size_t dimension = 3;
const Float  measure = Float(1.)/Float(6.);
const size_t n_vertex = 4;
const point vertex [n_vertex] = {
    point( 0, 0, 0 ),
    point( 1, 0, 0 ),
    point( 0, 1, 0 ),
    point( 0, 0, 1 ) };
const size_t n_face = 4;
const size_t face [n_face][3] = {
    { 0, 2, 1 },
    { 0, 3, 2 },
    { 0, 1, 3 },
    { 1, 2, 3 } };
const size_t n_edge = 6;
const size_t edge [n_edge][2] = {
```

```

{ 0, 1 },
{ 1, 2 },
{ 2, 0 },
{ 0, 3 },
{ 1, 3 },
{ 2, 3 } };

```

## 7.16 triangle - Triangle reference element

(Source file: 'nfem/geo\_element/triangle.icc')

### Description

The triangle reference element is

$$K = \{ 0 < x < 1 \text{ and } 0 < y < 1-x \}$$

### Numbering

```

y
2
| +
|  +
|   +
|    +
|     +
0-----1  x

```

Curved high order Pk triangles ( $k \geq 1$ ), in 2d or 3d geometries, are supported. These triangles have additional edge-nodes and face-nodes.

### These nodes are numbered as

first vertex, then edge-node, following the edge numbering order and orientation, and finally the face internal nodes, following the triangle lattice. See below for edge numbering and orientation.

<pre> 2   +    + 5   4     +      + 0-----3-----1           P2 </pre>	<pre> 2   + 7   6    + 8   9   5      + 0---3---4---1           P3 </pre>	<pre> 2   + 9   8 10 14 7 11 12 13 6      + 0--3--4--5--1           P4 </pre>
---	---	---

### Implementation

```

const size_t dimension = 2;
const Float  measure = 0.5;
const size_t n_vertex = 3;

```



```

const point vertex [n_vertex] = {
    point(0, 0),
    point(1, 0),
    point(0, 1) };
const size_t n_edge = 3;
const size_t edge [n_edge][2] = {
    { 0, 1 },
    { 1, 2 },
    { 2, 0 } };

```

## 7.17 index\_set - a set of indexes

(Source file: 'skit/plib2/index\_set.h')

### Synopsis

A class for:  $l = \{1, 3, \dots, 9\}$  i.e. a wrapper for STL `set<size_t>` with some assignment operators, such as `l1 += l2`. This class is suitable for use with the `disarray<T>` class, as `disarray<index_set>` (see Section 5.20 [disarray class], page 96).

### Implementation

```

class index_set : public std::set<std::size_t> {
public:

    // typedefs:

    typedef std::set<std::size_t>    base;
    typedef std::size_t              value_type;
    typedef std::size_t              size_type;

    // allocators:

    index_set ();
    index_set (const index_set& x);
    index_set& operator= (const index_set& x);
    template <int N>
    index_set& operator= (size_type x[N]);
    void clear ();

    // basic algebra:

    void insert (size_type dis_i);    // a := a union {dis_i}
    index_set& operator+= (size_type dis_i);    // idem
    index_set& operator+= (const index_set& b); // a := a union b

    // a := a union b
    void inplace_union (const index_set& b);
    void inplace_intersection (const index_set& b);

```

```

// c := a union b
friend void set_union      (const index_set& a, const index_set& b, index_set& c);
friend void set_intersection (const index_set& a, const index_set& b, index_set& c);

// io:

friend std::istream& operator>> (std::istream& is, index_set& x);
friend std::ostream& operator<< (std::ostream& os, const index_set& x);

// boost mpi:

#ifdef _RHEOLEF_HAVE_MPI
    template <class Archive>
    void serialize (Archive& ar, const unsigned int version);
#endif // _RHEOLEF_HAVE_MPI
};

```

## 7.18 pair\_set - a set of (index,value) pair

(Source file: 'skit/plib2/pair\_set.h')

### Synopsys

A class for:  $l = \{(0,3.3), \dots, (7,8.2)\}$  i.e. a wrapper for `STL map<size_t,T>` with some assignment operators, such as `l1 += l2`. This class is suitable for use with the `disarray<T>` class, as `disarray<pair_set>` (see Section 5.20 [disarray class], page 96).

### Todo

template <T,A> with A=std::allocator or heap\_allocator

### Implementation

```

template<class T, class A = std::allocator<std::pair<std::size_t,T> > >
class pair_set: public std::map<std::size_t, T, std::less<std::size_t>, A> {
public:

// typedefs:

    typedef std::size_t          size_type;
    typedef std::pair<size_type,T> pair_type;
    typedef std::pair<const size_type,T> const_pair_type;
    typedef pair_type            value_type;
    typedef A                    allocator_type;
    typedef std::map<size_type, T, std::less<size_type>, allocator_type>
                                base;
    typedef typename base::iterator      iterator;
    typedef typename base::const_iterator const_iterator;

```

```

// allocators:

pair_set (const A& alloc = A());
pair_set (const pair_set<T,A>& x, const A& alloc = A());
pair_set<T,A>& operator= (const pair_set<T,A>& x);
void clear ();

// basic algebra: semantic of a sparse vector

pair_set<T,A>& operator+= (const pair_type&      x); // c := a union {x}
template<class B>
pair_set<T,A>& operator+= (const pair_set<T,B>& b); // c := a union b

// boost mpi:

template <class Archive>
void serialize (Archive& ar, const unsigned int version);
};
// io:
template <class T, class A>
std::istream& operator>> (std::istream& is,      pair_set<T,A>& a);
template <class T, class A>
std::ostream& operator<< (std::ostream& os, const pair_set<T,A>& b);

```

## 7.19 Vector - STL vector<T> with reference counting

(Source file: 'util/lib/Vector.h')

### Description

The class implement a reference counting wrapper for the STL `vector<T>` container class, with shallow copies. See also: *The standard template library*, by Alexander Stephanov and Meng Lee.

This class provides the full `vector<T>` interface specification an could be used instead of `vector<T>`.

### Note

The write accessors

```
T& operator[] (size_type)
```

as in `v[i]` may checks the reference count for each access. For a loop, a better usage is:

```

Vector<T>::iterator i = v.begin();
Vector<T>::iterator last = v.end();
while (i != last) { ...}

```

and the reference count check step occurs only two time, when accessing via `begin()` and `end()`.

Thus, in order to encourage users to do it, we declare private theses member functions. A synonym of `operator[]` is at.

## Implementation

```
template<class T>
class Vector : private smart_pointer<vector_rep<T> > {

public:

// typedefs:

    typedef iterator;
    typedef const_iterator;
    typedef pointer;
    typedef reference;
    typedef const_reference;
    typedef size_type;
    typedef difference_type;
    typedef value_type;
    typedef reverse_iterator;
    typedef const_reverse_iterator;

// allocation/deallocation:

    explicit Vector (size_type n = 0, const T& value = T ());
    Vector (const_iterator first, const_iterator last);
    void reserve (size_type n);
    void swap (Vector<T>& x) ;

// accessors:

    iterator          begin ();
    const_iterator    begin () const;
    iterator          end ();
    const_iterator    end ()   const;
    reverse_iterator  rbegin();
    const_reverse_iterator  rbegin() const;
    reverse_iterator  rend();
    const_reverse_iterator  rend() const;
    size_type size () const;
    size_type max_size () const;
    size_type capacity () const;
    bool empty () const;
    void resize (size_type sz, T v = T ()); // non-standard ?

private:
    const_reference operator[] (size_type n) const;
```

```

        reference operator[] (size_type n);
public:
    const_reference at (size_type n) const; // non-standard ?
    reference at (size_type n);
    reference front ();
    const_reference front () const;
    reference back ();
    const_reference back () const;

    // insert/erase:

    void push_back (const T& x);
    iterator insert (iterator position, const T& x = T ());
    void insert (iterator position, size_type n, const T& x);
    void insert (iterator position, const_iterator first, const_iterator last);
    void pop_back ();
    void erase (iterator position);
    void erase (iterator first, iterator last);
};

```

## 7.20 heap\_allocator - heap-based allocator

(Source file: 'util/lib/heap\_allocator.h')

### Description

Heap allocators are generally used when there is a lot of allocation and deallocation of small objects. For instance, this is often the case when dealing with `std::list` and `std::map`.

Heap-based allocator is conform to the STL specification of allocators. It does not "free" the memory until the heap is destroyed.

This allocator handles an a priori unlimited area of memory: a sequence of growing chunks are allocated. For a limited memory handler in the same spirit, see "stack\_allocator"(9).

### Example

```

typedef map <size_t, double, less<size_t>, heap_allocator<pair<size_t,double> >
map_type a;
a.insert (make_pair (0, 3.14));
a.insert (make_pair (1, 1.17));
for (map_type::iterator iter = a.begin(), last = a.end(); iter != last; iter++)
    cout << (*iter).first << " " << (*iter).second << endl;
}

```

### Implementation

```

template <typename T>
class heap_allocator {

```

```

protected:
    struct handler_type; // forward declaration:
public:

// typedefs:

    typedef size_t          size_type;
    typedef std::ptrdiff_t  difference_type;
    typedef T*              pointer;
    typedef const T*        const_pointer;
    typedef T&              reference;
    typedef const T&        const_reference;
    typedef T               value_type;

// constructors:

    heap_allocator() throw()
        : handler (new handler_type)
    {
    }
    heap_allocator (const heap_allocator& ha) throw()
        : handler (ha.handler)
    {
        ++handler->reference_count;
    }
    template <typename U>
    heap_allocator (const heap_allocator<U>& ha) throw()
        : handler ((typename heap_allocator<T>::handler_type*)(ha.handler))
    {
        ++handler->reference_count;
    }
    ~heap_allocator() throw()
    {
        check_macro (handler != NULL, "unexpected null mem_info");
        if (--handler->reference_count == 0) delete handler;
    }
    // Rebind to allocators of other types
    template <typename U>
    struct rebind {
        typedef heap_allocator<U> other;
    };

// assignment:

    heap_allocator& operator= (const heap_allocator& ha)
    {
        handler = ha.handler;
        ++handler->reference_count;
        return *this;
    }

```

```

    }

    // utility functions:

    pointer      address (reference r)      const { return &r; }
    const_pointer address (const_reference c) const { return &c; }
    size_type    max_size() const { return std::numeric_limits<size_t>::max() / si

    // in-place construction/destruction

    void construct (pointer p, const_reference c)
    {
        // placement new operator:
        new( reinterpret_cast<void*>(p) ) T(c);
    }
    // C++ 2011: default construct a value of type T at the location referenced by p
    void construct (pointer p) { new ( reinterpret_cast<void*>(p) ) T(); }

    void destroy (pointer p)
    {
        // call destructor directly:
        (p)->~T();
    }

    // allocate raw memory

    pointer allocate (size_type n, const void* = NULL)
    {
        return pointer (handler->raw_allocate (n*sizeof(T)));
    }
    void deallocate (pointer p, size_type n)
    {
        // No need to free heap memory
    }
    const handler_type* get_handler() const {
        return handler;
    }

    // data:

protected:
    handler_type* handler;
    template <typename U> friend class heap_allocator;
};

```

## 7.21 smart\_pointer, smart\_pointer\_clone - reference counted safe pointer with true copy semantic

(Source file: 'util/lib/smart\_pointer.h')

## Description

Here is a convenient way to implement a true copy semantic, by using shallow copies and reference counting, in order to minimise memory copies. This concept is generally related to the *smart pointer* method for managing memory.

The true semantic copy is defined as follows: if an object *A* is assigned to *B*, such as *A = B*, every further modification on *A* or *B* does not modify the other.

Notice that this class differs from the `boost::shared_ptr` class that implements safe pointers without the true copy semantic.

## Clone variant

The `smart_pointer_clone` variant uses a `T* T::clone() const` member function instead of the usual `T::T()` copy constructor for obtaining a true copy of the data. This variant is motivated as follows: when using hierarchies of derived classes (also known as polymorphic classes), the usual copy is not possible because `c++` copy constructors cannot be virtual, so you cannot make a copy this way. This is a well-known problem with `C++`'s implementation of polymorphism.

We use a solution to the non-virtual copy constructor problem which is suggested by Ellis and Stroustrup in "The Annotated LRM". The solution is to require the *T* class to provide a virtual clone method for every class which makes a copy using `new` and the correct copy constructor, returning the result as a pointer to the superclass *T*. Each subclass of *T* overloads this function with its own variant which copies its own type. Thus the copy operation is now virtual and furthermore is localised to the individual subclass.

## Nocopy variant

This variant of the smart pointer is designed for use on objects that cannot (or must not) be copied. An example would be when managing an object that contains, say, a file handle. It is essential that this not be copied because then you get the problem of deciding which copy is responsible for closing the file. To avoid the problem, wrap the file handle in a class and then manage a unique instance of it using a `smart_pointer_nocopy`. This ensures that the file handle cannot be copied and is closed when the last alias is destroyed.

The interface to the nocopy variant is the same as `smart_pointer` but with all operations that perform copying forbidden. In fact, because all three variants are instances of a common superclass, the forbidden methods do exist but will cause an error and exit if they are called.

The following modifiers cannot be used because they use copying of the pointed-to object and will therefore cause an error:

```
T* operator-> ();
T& operator* ();
T* pointer ();
T& data ();
```

## References



- [1] A. Geron and F. Tawbi,  
Pour mieux developper avec C++ : design pattern, STL, RTTI et smart pointers,  
InterEditions, 1999. Page 118.
- [2] STLplus, [http://stlplus.sourceforge.net/stlplus3/docs/smart\\_ptr.html](http://stlplus.sourceforge.net/stlplus3/docs/smart_ptr.html)  
for the clone and nocopy variants.

## Implementation

```

template <class T, class C>
class smart_pointer_base {
public:

    // allocators:

    smart_pointer_base (T* p = 0);
    smart_pointer_base (const smart_pointer_base<T,C>&);
    smart_pointer_base<T,C>& operator= (const smart_pointer_base<T,C>&);
    ~smart_pointer_base ();

    // accessors:

    const T* pointer      () const;
    const T& data         () const;
    const T* operator->   () const;
    const T& operator*    () const;

    // modifiers:

    T* pointer      ();
    T& data         ();
    T* operator->   ();
    T& operator*    ();

    // implementation:
private:
    struct counter {
        T* _p;
        int _n;
        counter (T* p = 0);
        ~counter ();
        int operator++ ();
        int operator-- ();
    };
    counter *_count;
#ifdef TO_CLEAN
public:
    int reference_counter() const { return _count != 0 ? _count->_n : -1; }
#endif // TO_CLEAN

```

```
};
```

## 7.22 stack\_allocator - stack-based allocator

(Source file: 'util/lib/stack\_allocator.h')

### Description

Stack-based allocator, conform to the STL specification of allocators. Designed to use stack-based data passed as a parameter to the allocator constructor. Does not "free" the memory. Assumes that if the allocator is copied, stack memory is cleared and new allocations begin at the bottom of the stack again.

Also works with any memory buffer, including heap memory. If the caller passes in heap memory, the caller is responsible for freeing the memory.

This allocator handles a limited area of memory: if this limit is reached, a "std::bad\_alloc" exception is emitted. For a non-limited memory handler in the same spirit, see "heap\_allocator"(9).

### Example

```
const size_t stack_size = 1024;
vector<unsigned char> stack (stack_size);
stack_allocator<double> stack_alloc (stack.begin().operator->(), stack.size());
typedef map <size_t, double, less<size_t>, stack_allocator<pair<size_t,double> > >
map_type a (less<size_t>(), stack_alloc);
a.insert (make_pair (0, 3.14));
a.insert (make_pair (1, 1.17));
for (map_type::iterator iter = a.begin(), last = a.end(); iter != last; iter++)
    cout << (*iter).first << " " << (*iter).second << endl;
}
```

### Implementation

```
template <typename T>
class stack_allocator {
protected:
    struct handler_type; // forward declaration:
public:

    // typedefs:

    typedef size_t          size_type;
    typedef std::ptrdiff_t  difference_type;
    typedef T*              pointer;
    typedef const T*        const_pointer;
    typedef T&              reference;
    typedef const T&        const_reference;
    typedef T               value_type;
```

```

// constructors:

    stack_allocator() throw()
        : handler (new handler_type)
    {
    }
    stack_allocator (unsigned char* stack, size_t stack_size) throw()
        : handler (new handler_type (stack, stack_size))
    {
        trace_macro ("stack_allocator ctor");
    }
    stack_allocator (const stack_allocator& sa) throw()
        : handler (sa.handler)
    {
        ++handler->reference_count;
    }
    template <typename U>
    stack_allocator (const stack_allocator<U>& sa) throw()
        : handler ((typename stack_allocator<T>::handler_type*)(sa.handler))
    {
        ++handler->reference_count;
    }
    ~stack_allocator() throw()
    {
        trace_macro ("stack_allocator dstor");
        check_macro (handler != NULL, "unexpected null mem_info");
        if (--handler->reference_count == 0) delete handler;
    }
    // Rebind to allocators of other types
    template <typename U>
    struct rebind {
        typedef stack_allocator<U> other;
    };

// assignement:

    stack_allocator& operator= (const stack_allocator& sa)
    {
        handler = sa.handler;
        ++handler->reference_count;
        return *this;
    }

// utility functions:

    pointer      address (reference r)      const { return &r; }
    const_pointer address (const_reference c) const { return &c; }
    size_type    max_size() const { return std::numeric_limits<size_t>::max() / si

```

```

// in-place construction/destruction

void construct (pointer p, const_reference c)
{
    // placement new operator:
    new( reinterpret_cast<void*>(p) ) T(c);
}
// C++ 2011: default construct a value of type T at the location referenced by p
void construct (pointer p) { new ( reinterpret_cast<void*>(p) ) T(); }

void destroy (pointer p)
{
    // call destructor directly:
    (p)->~T();
}

// allocate raw memory

pointer allocate (size_type n, const void* = NULL)
{
    trace_macro ("allocate "<<n<<" type " << typename_macro(T));
    check_macro (handler->stack != NULL, "unexpected null stack");
    void* p = handler->stack + handler->allocated_size;
    handler->allocated_size += n*sizeof(T);

    if (handler->allocated_size + 1 > handler->max_size) {
        trace_macro ("stack is full: throwing...");
        throw std::bad_alloc();
    }
    return pointer (p);
}
void deallocate (pointer p, size_type n)
{
    trace_macro ("deallocate "<<n<<" type "<<typename_macro(T));
    // No need to free stack memory
}
const handler_type* get_handler() const {
    return handler;
}

// data:
protected:
    struct handler_type {
        unsigned char* stack;
        size_t         allocated_size;
        size_t         max_size;
        size_t         reference_count;
    };

```

```

    handler_type()
        : stack (NULL),
          allocated_size (0),
          max_size (0),
          reference_count (1)
    {
        trace_macro ("stack_allocator::mem_info cstor NULL");
    }
    handler_type (unsigned char* stack1, size_t size1)
        : stack (stack1),
          allocated_size (0),
          max_size (size1),
          reference_count (1)
    {
        trace_macro ("stack_allocator::mem_info cstor1: size=" << max_size);
    }
    ~handler_type()
    {
        trace_macro ("stack_allocator::mem_info dstor: size=" << max_size);
    }
};
handler_type* handler;
template <typename U> friend class stack_allocator;

// Comparison
template <typename T1>
bool operator==( const stack_allocator<T1>& lhs, const stack_allocator<T1>& rhs) th
{
    return lhs.get_handler() == rhs.get_handler();
}
template <typename T1>
bool operator!=( const stack_allocator<T1>& lhs, const stack_allocator<T1>& rhs) th
{
    return lhs.get_handler() != rhs.get_handler();
}

```



## 8 Internal algorithms

### 8.1 iorheo - input and output functions and manipulation

(Source file: 'util/lib/iorheo.h')

#### Small pieces of code

input geo in standard file format:

```
cin >> g;
```

output geo in standard file format:

```
cout << g;
```

output geo in gnuplot format:

```
cout << gnuplot << g;
```

#### Description

output manipulators enable the selection of some pretty graphic options, in an elegant fashion.

#### Boolean manipulators

The boolean manipulators set an internal optional flag. Each option has its negative counterpart, as **verbose** and **noverbose**, by adding the **no** prefix.

```
cout << noverbose << a;
```

**verbose** trace some details, such as loading, storing or unix command operations on **cerr**. Default is on.

**clean** delete temporary files during graphic outputs. Default is on.

**execute** run unix operations, such as **gnuplot** or **plotmtv** or **vtk**. Note that the corresponding files are created. Default is on.

**transpose** perform transposition when loading/storing a **csr** matrix from Harwell-Boeing file. This feature is available, since the file format store matrix in transposed format. Default is off.

**logscale** when using matrix sparse postscript plot manipulator **ps** and **color**. The color scale is related to a logarithmic scale.

fill	
grid	
shrink	
tube	
ball	
full	
stereo	
cut	
iso	
split	when using the <code>vtk</code> or <code>mayavi</code> manipulators for a mesh or a field.
volume	volume rendering by using ray cast functions.
velocity	
deformation	Vector-valued fields are rendered by using arrows ( <code>velocity</code> ) or deformed meshes ( <code>deformation</code> ). For <code>vtk</code> or <code>plotmtv</code> rendering.
elevation	Scalar valued fields in two dimension are rendered by using a tridimensionnal surface elevation. For <code>vtk</code> or <code>plotmtv</code> rendering.
fastfieldload	try to reuse the supplied space. Default is on.

## File format manipulators

The *format* manipulator group applies for streams. Its value is an enumerated type, containing the following possibilities:

<code>rheo</code>	use the default textual input/output file format. For instance, this is ' <code>.geo</code> ' for meshes, ' <code>.field</code> ' for discretized functions. This default format is specified in the corresponding class documentation (see also Section 5.9 [geo class], page 61 and Section 5.4 [field class], page 47). This is the default.
<code>bamg</code>	uses ' <code>.bamg</code> ' Frederic Hecht's bidimensional anisotropic mesh generator file format for geo input/output operation.
<code>tetgen</code>	uses ' <code>.node</code> ' ' <code>.ele</code> ' and ' <code>.face</code> ' Hang Si's tridimensional mesh generator file format for geo input/output operation.
<code>mmg3d</code>	uses ' <code>.mmg3d</code> ' Cecile Dobrzynski's tridimensional anisotropic mesh generator file format for geo input/output operation.
<code>gmsh</code>	uses ' <code>.gmsh</code> ' gmsh Christophe Geuzaine and Jean-Francois Remacle mesh generator file format for geo input/output operation.
<code>gmsh_pos</code>	uses ' <code>.gmsh_pos</code> ' gmsh Christophe Geuzaine and Jean-Francois Remacle mesh metric file format for geo adapt input/output operation.
<code>grummp</code>	uses ' <code>.m</code> ' (bidimensional) or ' <code>.v</code> ' (tridimensionnal) Carl Ollivier-Gooch's mesh generator file format for geo input/output operation.



<b>qmg</b>	uses ' <b>.qmg</b> ' Stephen A. Vavasis's mesh generator file format for geo input/output operation.
<b>vtkdata</b>	uses ' <b>.vtk</b> ' mesh file format for geo input/output operations. This file format is suitable for graphic treatment.
<b>vtkpolydata</b>	uses ' <b>.vtk</b> ' polydata (specific for polygonal boundaries) mesh file format for geo input/output operations. This file format is suitable for graphic treatment.
<b>cemagref</b>	uses ' <b>.cemagref</b> ' surface mesh (topography, with a <b>z</b> cote). This file format is used at Cemagref (french research center for mountains, <a href="http://www.cemagref.fr">http://www.cemagref.fr</a> ).
<b>dump</b>	output an extensive listing of the class data structure. This option is used for debugging purpose.
<b>hb</b>	uses ' <b>.hb</b> ' Harwell-Boeing file format for sparse matrix input/output operation. This is the default.
<b>matrix_market</b>	uses ' <b>.mm</b> ' Matrix-Market file format for sparse matrix input/output operation.
<b>ml</b>	
<b>matlab</b>	uses ' <b>.m</b> ' Matlab file format for sparse matrix output operation.
<b>sparse_matlab</b>	uses ' <b>.m</b> ' Matlab sparse file format for sparse matrix output operation.
<b>ps</b>	uses ' <b>.ps</b> ' postscript for sparse matrix output operation.
<b>vtk</b>	for mesh and field outputs. Generate ' <b>.vtk</b> ' data file and the ' <b>.tcl</b> ' command script file and run the <b>vtk</b> command on the ' <b>.tcl</b> '.
<b>mayavi</b>	for field outputs. Generate ' <b>.vtk</b> ' data file and the ' <b>.py</b> ' command script file and run the <b>python</b> command on the ' <b>.py</b> ' associated to the <b>mayavi/vtk</b> library.
<b>geomview</b>	for boundary cad outputs. Generate ' <b>.off</b> ' data file and run the <b>geomview</b> command.
<b>gnuplot</b>	for mesh and field outputs. Generate ' <b>.gdat</b> ' data file and the ' <b>.plot</b> ' command script file and run the <b>gnuplot</b> command on the ' <b>.plot</b> '.
<b>plotmtv</b>	for mesh and field outputs. Generate ' <b>.mtv</b> ' data file and run the <b>plotmtv</b> command.
<b>x3d</b>	for mesh output. Generate ' <b>.x3d</b> ' data file and run the <b>x3d</b> command. This tool has fast rotation rendering.
<b>atom</b>	for mesh output. Generate ' <b>.atom</b> ' data file and run the <b>PlotM</b> command. Tridimensional mesh rendering is performed as a chemical molecule: nodes as balls and edges as tubes. The <b>PlotM</b> tool is developped at Cornell University Laboratory of Atomic and Solid State Physics (LASSP) in a Joint Study with IBM, with support by the Materials Science Center and Corning Glassworks.

## Color manipulators

The *color* manipulator group acts for sparse matrix postscript output. Its value is an enumerated type, containing three possibilities:

```
cout << color << a;
cout << gray  << b;
cout << black_and_white << c;
```

The default is to generate a color postscript file. Conversely, its act for field rendering, via *mayavi*.

## Valuated manipulators

Some manipulators takes an agument that specifies a value.

```
cout << geomview << bezieradapt << subdivide(5) << my_cad_boundary;
cout << vtk << iso << isovalue(2.5) << my_mesh;
cout << velocity << plotmtv << vectorscale(0.1) << uh;
```

See also Section 6.17 [catchmark algorithm], page 140 for input-output of vector-valued fields.

```
isovalue float
n_isovalue int
n_isovalue_negative int
vectorscale float
subdivide float
image_format string
```

The argument is any valid image format, such as *png*, *jpg* or *pdf*, that could be handled by the corresponding graphic render.

## 8.2 typename\_macro, pretty\_typename\_macro - type demangler and pretty printer

(Source file: 'util/lib/pretty\_name.h')

### Description

These preprocessor macro-definitions are usefull when dealing with complex types as generated by imbricted template technics: they print in clear a complex type at run-time. *typeid\_name\_macro* obtains a human readable type in a *std::tring* form by calling the system *typeid* function and then a demangler. When this type is very long, *pretty\_name\_macro* prints also it in a multi-line form with a pretty indentation.

### Examples

```
typedef map <size_t, double, less<size_t>, heap_allocator<pair<size_t,double> > >
cout << typeid_name_macro (map_type);
```

## Implementation

```
extern std::string typeid_name (const char* name, bool do_indent);
} // namespace rheolef

/// @brief get string from a type, with an optional pretty-printing for complex types
#define          typename_macro(T) rheolef::typeid_name(typeid(T).name(), false)
#define pretty_typename_macro(T) rheolef::typeid_name(typeid(T).name(), true)

/// @brief get string type from a variable or expression
template <class T> std::string          typename_of (T x) { return          typename_macro(x); }
template <class T> std::string pretty_typename_of (T x) { return pretty_typename_macro(x); }
```



## 9 Internal others

### 9.1 acinclude – autoconf macros

(Source file: ‘`config/acinclude.m4`’)

#### Description

These macros test for particular system features that rheolef uses. These tests print the messages telling the user which feature they are looking for and what they find. They cache their results for future `configure` runs. Some of these macros set some shell variable, defines some output variables for the ‘`config.h`’ header, or performs Makefile macros substitutions. See `autoconf` documentation for how to use such variables.

#### Synopsis

Follows a list of particular check required for a successful installation.

##### RHEO\_CHECK\_GINAC

Check to see if GiNaC library exists. If so, set the shell variable `rheo_have_ginac` to "yes", defines `HAVE_GINAC` and substitutes `INCLUDES_GINAC` and `LADD_GINAC` for adding in `CFLAGS` and `LIBS`, respectively, If not, set the shell variable `rheo_have_ginac` to "no".

##### RHEO\_CHECK\_CLN

Check to see if library `-lcln` exists. If so, set the shell variable `rheo_have_cln` to "yes", defines `HAVE_CLN` and substitutes `INCLUDES_CLN` and `LADD_CLN` for adding in `CFLAGS` and `LIBS`, respectively, If not, set the shell variable no "no". Includes and libraries path are searched from a given shell variable `rheo_dir_cln`. This shell variable could be set for instance by an appropriate `--with-cln=value.dir.cln` option. The default value is `/usr/local/math`.

##### RHEO\_CHECK\_SPOOLES\_2\_0

Check to see if spooles library has old version 2.0 since `FrontMtx_factorInpMtx` profile has changed in version 2.2. If so, defines `HAVE_SPOOLES_2_0`. This macro is called by `RHEO_CHECK_SPOOLES`.

##### RHEO\_CHECK\_TAUCS

Check to see if taucs library and headers exists. If so, set the shell variable `"rheo_have_taucs"` to "yes", defines `HAVE_TAUCS` and substitutes `INCLUDES_TAUCS` and `LADD_TAUCS` for adding in `CXXFLAGS` and `LIBS`, respectively, If not, set the shell variable to "no". Includes and libraries options are given shell variable `$rheo_ldadd_taucs` and `$rheo_incdire_taucs`. These shell variables could be set for instance by appropriate `"-with-taucs-ldadd='rheo_ldadd_taucs'` and `"-with-taucs-includes='rheo_incdire_taucs'` options.

##### RHEO\_CHECK\_BOOST\_UBLAS

Check to see if boost headers exists. If so, set the shell variable `"rheo_have_boost"` to "yes", defines `HAVE_BOOST` and substitutes `INCLUDES_BOOST` for adding in `CXXFLAGS`, and `LDADD_BOOST` for adding in `LIBS`. If not, set the shell variable to "no". Includes options

are given in the shell variables `$rheo_incdireboost` and `$rheo_libdireboost`. These shell variables could be set for instance by appropriates `"--with-boost-includes="'rheo_incdireboost'"` and `"--with-boost-libdire="'rheo_libdireboost'"` options.

#### RHEO\_CHECK\_ZLIB

Check to see if zlib library and headers exists. If so, set the shell variable `"rheo_have_zlib"` to `"yes"`, defines `HAVE_ZLIB` and substitutes `INCLUDES_ZLIB` and `LADD_ZLIB` for adding in `CXXFLAGS` and `LIBS`, respectively, If not, set the shell variable to `"no"`. Includes and libraries path are searched from given shell variable `$rheo_dir_zlib/lib` and `$rheo_incdire_zlib`. Default value for `$rheo_incdire_zlib` is `$rheo_dir_zlib/include`. These shell variables could be set for instance by appropriates `"--with-zlib="'dir_zlib'"` and `"--with-zlib-includes="'incdire_zlib'"` options.

#### RHEO\_CHECK\_SPOOLES

Check to see if spooles library and headers exists. If so, set the shell variable `"rheo_have_spooles"` to `"yes"`, defines `HAVE_SPOOLES` and substitutes `INCLUDES_SPOOLES` and `LADD_SPOOLES` for adding in `CXXFLAGS` and `LIBS`, respectively, If not, set the shell variable to `"no"`. Includes and libraries path are searched from given shell variable `"rheo_libdire_spooles"` and `"rheo_incdire_spooles"`. These shell variables could be set for instance by appropriates `"--with-spooles="'libdire_spooles'"` and `"--with-spooles-includes="'incdire_spooles'"` options.

#### RHEO\_CHECK\_CHOLMOD

Check to see if cholmod library and headers exists. If so, set the shell variable `"rheo_have_cholmod"` to `"yes"`, defines `HAVE_CHOLMOD` and substitutes `INCLUDES_CHOLMOD` and `LADD_CHOLMOD` for adding in `CXXFLAGS` and `LIBS`, respectively, If not, set the shell variable to `"no"`. Includes and libraries path are searched from given shell variable `"rheo_libdire_cholmod"` and `"rheo_incdire_cholmod"`. These shell variables could be set for instance by appropriates `"--with-cholmod="'libdire_cholmod'"` and `"--with-cholmod-includes="'incdire_cholmod'"` options.

#### RHEO\_CHECK\_UMFPACK

Check to see if umfpack library and headers exists. If so, set the shell variable `"rheo_have_umfpack"` to `"yes"`, defines `HAVE_UMFPACK` and substitutes `INCLUDES_UMFPACK` and `LADD_UMFPACK` for adding in `CXXFLAGS` and `LIBS`, respectively, If not, set the shell variable to `"no"`. Includes and libraries path are searched from given shell variable `"rheo_libdire_umfpack"` and `"rheo_incdire_umfpack"`. These shell variables could be set for instance by appropriates `"--with-umfpack="'libdire_umfpack'"` and `"--with-umfpack-includes="'incdire_umfpack'"` options.

#### RHEO\_CHECK\_MALLOC\_DBG

Check to see if malloc debug library `-lmalloc_dbg` and corresponding header `<malloc_dbg.h>` exists. If so, set the shell variable `rheo_have_malloc_dbg` to `"yes"`, defines `HAVE_MALLOC_DBG`, add `-Idire_malloc_dbg/include` to `CFLAGS`, add `dire_malloc_dbg/lib/libmalloc_dbg.a` to `LIBS`. Here, `dire_malloc_dbg` is the directory such that `dire_malloc_dbg/bin` appears in `PATH` and the command `dire_malloc_dbg/bin/malloc_dbg` exists. If not, set the variable to `"no"`. Set also `LIBS_MALLOC_DBG` to these flags.

#### RHEO\_CHECK\_DMALLOC

Check whether the dmalloc package exists and set the corresponding shell value `"rheo_have_dmalloc"` and `HAVE_DMALLOC` (in `Makefile.am` and `config.h`) accordingly, create `LDADD_DMALLOC` and `LDADD_DMALLOCXX` `Makefile.am` variables.

**RHEO\_CHECK\_NAMESPACE**

Check whether the namespace feature is supported by the C++ compiler. value. So, try to compile the following code:

```

        namespace computers {
            struct keyboard { int getkey() const { return 0; } };
        }
        namespace music {
            struct keyboard { void playNote(int note); };
        }
        namespace music {
            void keyboard::playNote(int note) { }
        }
        using namespace computers;
int main() {
    keyboard x;
    int z = x.getkey();
    music::keyboard y;
    y.playNote(z);
    return 0;
}

```

If it compile, set the corresponding shell variable "rheo\_have\_namespace" to "yes" and defines HAVE\_NAMESPACE. If not, set the variable no "no".

**RHEO\_CHECK\_STD\_NAMESPACE**

Some compilers (e.g. GNU C++ 2.7.2) does not support the full namespace feature. Nevertheless, they support the "std:" namespace for the C++ library. is supported by the C++ compiler. The following code is submitted to the compiler:

```

#include<vector.h>
extern "C" void exit(int);
int main() {
    std::vector<int> x(3);
    return 0;
}

```

If it compile, set the corresponding shell variable "rheo\_have\_std\_namespace" to "yes" and defines HAVE\_STD\_NAMESPACE. If not, set the variable no "no".

**RHEO\_PROG\_GNU\_MAKE**

Find command make and check whether make is GNU make. If so, set the corresponding shell variable "rheo\_prog\_gnu\_make" to "yes" and substitutes no\_print\_directory\_option to "--no-print-directory". If not, set the shell variable no "no".

**RHEO\_CHECK\_ISTREAM\_RDBUF****RHEO\_CHECK\_IOS\_BP**

Check to see if "iostream::rdbuf(void\*)" function exists, that set the "ios" buffer of a stream. Despite this function is standard, numerous compilers does not furnish it. a common implementation is to set directly the buffer variable. For instance, the CRAY C++ compiler implements this variable as "ios::bp". These two functions set the shell variables

"rheo\_have\_istream\_rdbuf" and "rheo\_have\_ios\_bp" and define HAVE\_ISTREAM\_RDBUF and HAVE\_IOS\_BP respectively.

#### RHEO\_CHECK\_IOS\_SETSTATE

Check to see if "ios::setstate(long)" function exists, that set the "ios" state variable of a stream. Despite this function is standard, numerous compilers does not furnish it. a common implementation is to set directly the buffer variable. For instance, the CRAY C++ compiler does not implements it. This function set the shell variables "rheo\_have\_ios\_setstate" and define HAVE\_IOS\_SETSTATE.

#### RHEO\_CHECK\_FILEBUF\_INT

#### RHEO\_CHECK\_FILEBUF\_FILE

#### RHEO\_CHECK\_FILEBUF\_FILE\_MODE

Check wheter "filebuf::filebuf(int fileno)", "filebuf::filebuf(FILE\* fd)" exist, or "filebuf::filebuf(FILE\* fd, ios::openmode)" exist, respectively. If so, set the corresponding shell variable "rheo\_have\_filebuf\_int" (resp. "rheo\_have\_filebuf\_file") to "yes" and defines HAVE\_FILEBUF\_INT, (resp. HAVE\_FILEBUF\_FILE). If not, set the variable no "no". Notes that there is no standardisation of this function in the "c++" library. Nevertheless, this functionality is usefull to open a pipe stream class, as "pstream(3)".

#### RHEO\_CXX\_CLOCK\_GETTIME

Tries to determine whether clock\_gettime is useable.

#### RHEO\_CHECK\_GETTIMEOFDAY

Check whether the "gettimeofday(timeval\*, timezone\*)" function exists and set the corresponding shell value "rheo\_have\_gettimeofday" and define HAVE\_GETTIMEOFDAY accordingly.

#### RHEO\_CHECK\_WIERDGETTIMEOFDAY

This is for Solaris, where they decided to change the CALLING SEQUENCE OF gettimeofday! Check whether the "gettimeofday(timeval\*)" function exists and set the corresponding shell value "rheo\_have\_wierdgettimeofday" and define HAVE\_WIERDGETTIMEOFDAY accordingly.

#### RHEO\_CHECK\_BSDGETTIMEOFDAY

For BSD systems, check whether the "BSDgettimeofday(timeval\*, timezone\*)" function exists and set the corresponding shell value "rheo\_have\_bsdgettimeofday" and define HAVE\_BSDGETTIMEOFDAY accordingly.

#### RHEO\_CHECK\_AMICCLK

Check whether the clock "amicclk()" function exists and set the corresponding shell value "rheo\_have\_amicclk" and define HAVE\_AMICCLK accordingly.

#### RHEO\_CHECK\_TEMPLATE\_FULL\_SPECIALIZATION

Check whether the template specialization syntax "template<>" is supported by the compiler value. So, try to compile, run and check the return value for the following code:

```
template<class T> struct toto {
    int tutu() const { return 1; }
};
template<> struct toto<float> {
    int tutu() const { return 0; }
```



```
};
main() {
    toto<float> x;
    return x.tutu();
}
```

If so, set the corresponding shell variable "rheo\_have\_template\_full\_specialization" to "yes" and defines HAVE\_TEMPLATE\_FULL\_SPECIALIZATION. If not, set the variable no "no".

RHEO\_CHECK\_ISNAN\_DOUBLE

RHEO\_CHECK\_ISINF\_DOUBLE

RHEO\_CHECK\_FINITE\_DOUBLE

RHEO\_CHECK\_INFINITY

RHEO\_CHECK\_ABS\_DOUBLE

RHEO\_CHECK\_SQR\_DOUBLE

Check whether the functions

```
bool isnan(double);
bool isinf(double);
bool finite(double);
double infinity();
double abs();
double sqr();
```

are supported by the compiler, respectively. If so, set the corresponding shell variable "rheo\_have\_XXX" to "yes" and defines HAVE\_XXX. If not, set the variable no "no".

RHEO\_CHECK\_FLEX

Check to see if the "flex" command and the corresponding header "FlexLexer.h" are available. If so, set the shell variable "rheo\_have\_flex" to "yes" and substitutes FLEX to "flex" and FLEXLEXER\_H to the full path for FlexLexer.h. If not, set the shell variable no "no".

RHEO\_PROG\_CC\_INTEL

Check whether we are using INTEL C++ compiler. If so, set the shell variable "ac\_cv\_prog\_icc" to "yes" and define HAVE\_INTEL\_CXX. If not, set the shell variable no "no". The shell variable is also exported for sub-shells, such as ltconfig from libtool.

RHEO\_PROG\_CC\_CLANG

Check whether we are using CLANG C++ compiler. If so, set the shell variable "ac\_cv\_prog\_clang" to "yes" and define HAVE\_INTEL\_CLANG. If not, set the shell variable no "no". The shell variable is also exported for sub-shells, such as ltconfig from libtool.

RHEO\_CLANG\_LINK\_LIBSTDCXX

Check whether CLANG C++ compiler links correctly with std c++ lib. If not, exit with error. This is still a bug in debian/testing (stretch) in June 2016. [https://llvm.org/bugs/show\\_bug.cgi?id=24844](https://llvm.org/bugs/show_bug.cgi?id=24844)

RHEO\_RECOGNIZE\_CXX

Check whether we are able to recognize the C++ compiler. Tested compilers:

The GNU C++ compiler that defines: `__GNUC__` (egcs-1.1.1)  
 The INTEL C++ compiler that defines: `__ICC` (ICPC-12)

If so, substitute `RECOGNIZED_CXX` to a specific compiler's rule file, e.g., `"${top_srcdir}/config/gnu.cxx.mk"` for a subsequent Makefile include. If not, substitute to `"/dev/null"`. Substitutes also `EXTRA_LDFLAGS`. Raw `cc` is the C compiler associated to the C++ one. By this way C and C++ files are handled with a `.c` suffix. Special C files that require the `cc` compiler, such as `"alloca.c"` use some specific makefile rule.

usage example:

```
AC_PROG_CC(gcc cc icc cl)
AC_PROG_CXX(c++ g++ cxx icpc KCC CC CC cc++ xlc aCC)
RHEO_RECOGNIZE_CXX
```

#### RHEO\_GXX2011\_PRE

Check for the `"-std=c++0x"` support for `g++`. Requires a recent version of the GNU C++ compiler ( $\geq 4.5$ ).

#### RHEO\_GXX2011

Check for the `"-std=c++11"` support for `g++`. Requires a recent version of the GNU C++ compiler ( $\geq 4.7$ ).

#### RHEO\_OPTIMIZE\_CXX

Set some optimization flags associated to the recognized C++ compiler and platform.

#### RHEO\_CHECK\_LATEX\_HYPERREF

Check whether the `hyperref` LaTeX package exists and set the corresponding shell value `"rheo_have_latex_hyperref"` and `HAVE_LATEX_HYPERREF` (for Makefiles) accordingly.

#### RHEO\_CHECK\_MPI

Check for the `"mpirun"` command, the corresponding header `"mpi.h"` and library `"-lmpi"` are available. If so, set the shell variable `"rheo_have_mpi"` to `"yes"`, and substitutes `MPRUN` to `"mpirun"` and `RUN` to `"mpirun -np 2"`, `INCLUDES_MPI` and `LDADD_MPI`. If not, set the shell variable no `"no"`.

#### RHEO\_CHECK\_METIS

Check for the `"cgal"` computational geometry library. Defines `HAVE_METIS` and substitutes `INCLUDES_METIS` and `LDADD_METIS`.

#### RHEO\_CHECK\_PARMETIS

Check for the `"parmetis"` libraries. Defines `HAVE_PARMETIS` and substitutes `INCLUDES_PARMETIS` and `LDADD_PARMETIS`. Requires the MPI library.

#### RHEO\_CHECK\_SCOTCH

Check for the `"scotch"` distributed mesh partitioner libraries. Defines `HAVE_SCOTCH` and substitutes `INCLUDES_SCOTCH` and `LDADD_SCOTCH`. Requires the MPI library.

#### RHEO\_CHECK\_BOOST

Check for the `"boost"` library. Defines `HAVE_BOOST` and substitutes `LDADD_BOOST` and `INCLUDES_BOOST`.

#### RHEO\_CHECK\_BLAS

Check for the "blas" basic linear algebra subroutines library. Defines HAVE\_BLAS and substitutes LDADD\_BLAS and INCLUDES\_BLAS.

#### RHEO\_CHECK\_SCALAPACK

Check for the "scalapack" basic linear algebra subroutines library. Defines HAVE\_SCALAPACK and substitutes LDADD\_SCALAPACK and INCLUDES\_SCALAPACK.

#### RHEO\_CHECK\_TRILINOS

Check for the "trilinos" distributed preconditioner libraries. Defines HAVE\_TRILINOS and substitutes INCLUDES\_TRILINOS and LDADD\_TRILINOS. Requires the MPI and SCOTCH libraries.

#### RHEO\_CHECK\_PASTIX

Check for the "pastix" sequential or distributed direct solver libraries, depending on the "rheo\_use\_distributed" shell variable. Defines HAVE\_PASTIX and substitutes INCLUDES\_PASTIX and LDADD\_PASTIX.

#### RHEO\_CHECK\_MUMPS

Check for the "mumps" distributed direct solver libraries. Defines HAVE\_MUMPS and substitutes INCLUDES\_MUMPS and LDADD\_MUMPS. Requires the MPI and SCOTCH libraries.

#### RHEO\_CHECK\_MUMPS\_WITH\_PTSCOTCH\_SUPPORT

Check whether "mumps" is configured with the "ptscotch" support Defines HAVE\_MUMPS\_WITH\_PTSCOTCH and the shell variable rheo\_have\_mumps\_with\_ptscotch.

#### RHEO\_CHECK\_MUMPS\_WITH\_SCOTCH\_SUPPORT

Check whether "mumps" is configured with the "scotch" support Defines HAVE\_MUMPS\_WITH\_SCOTCH and the shell variable rheo\_have\_mumps\_with\_scotch.

#### RHEO\_CHECK\_MUMPS\_WITH\_PARMETIS\_SUPPORT

Check whether "mumps" is configured with the "parmetis" support Defines HAVE\_MUMPS\_WITH\_PARMETIS and the shell variable rheo\_have\_mumps\_with\_parmetis.

#### RHEO\_CHECK\_MUMPS\_WITH\_METIS\_SUPPORT

Check whether "mumps" is configured with the "metis" support Defines HAVE\_MUMPS\_WITH\_METIS and the shell variable rheo\_have\_mumps\_with\_metis.

#### RHEO\_CHECK\_STD\_INITIALIZER\_LIST

Some compilers (e.g. GNU C++ 4.4.x) does not support the std::initializer\_list feature. Set the corresponding shell variable "rheo\_have\_std\_initializer\_list" to "yes" and defines HAVE\_STD\_INITIALIZER\_LIST. If not, set the variable no "no".

#### RHEO\_CHECK\_GMP

Check for the "gmp" gnu multi-precision library. Defines HAVE\_GMP and substitutes INCLUDES\_GMP and LDADD\_GMP.

#### RHEO\_CHECK\_MPFR

Check for the "mpfr" gnu multi-precision library. Defines HAVE\_MPFR and substitutes INCLUDES\_MPFR and LDADD\_MPFR.

#### RHEO\_CHECK\_CGAL

Check for the "cgal" computational geometry library. Defines HAVE\_CGAL and substitutes INCLUDES\_CGAL and LDADD\_CGAL.

**RHEO\_DEBIAN\_FIX\_LIBTOOL**

Fix rpath libtool issue for debian packaging. See also <http://wiki.debian.org/RpathIssue>

**RHEO\_CHECK\_QD**

Check for the "qd" for double-double and quad-quad arithmetic Defines HAVE\_QD and substitutes INCLUDES\_QD and LDADD\_QD.

**RHEO\_CHECK\_FLOAT128**

Check for the "float128" arithmetic (boost multiprecision and GNU quadmath). Defines HAVE\_FLOAT128 and substitutes INCLUDES\_FLOAT128 and LDADD\_FLOAT128.

## 10 FAQ for developers

This list of Frequently Asked Questions intended for Rheolef developers and maintainers. I'm looking for new questions (*with* answers, better answers, or both. Please, send suggestions to [Pierre.Saramito@imag.fr](mailto:Pierre.Saramito@imag.fr).

### 10.1 How to regenerate the configure script

The configure script and makefiles are automatically produced from file 'configure.ac' and 'Makefile.am' by using the autoconf and automake commands. Enter:

```
bootstrap
```

#### 10.1.1 In which order does the things build ?

Let us look at with details the configure files flow:

```
[acinclude.m4] -----> aclocal* -----> [aclocal.m4]

[configure.ac] -+
-----+----> autoconf* -----> configure
[aclocal.m4] ---+

[Makefile.am] -----> automake* -----> Makefile.in

[config.h.in] -+                               +-> config.h
               |                               |
Makefile.in ---+----> configure* -----+--> Makefile
               |                               |
[config.mk.in] +                               +-> config.mk
```

#### 10.1.2 What means these commands ?

Let us review the list of commands:

**aclocal** take 'acinclude.m4' and build 'aclocal.m4'. The arguments specifies that these files are located in the 'config/' directory.

**automake** translate every 'Makefile.am' and then build a 'Makefile.in'.

**autoconf** translate 'configure.ac' in 'configure' which is an executable shell script. The arguments specifies that 'aclocal.m4' is located in the 'config/' dirctory. All this files are machine independent.

**configure**

the automatically generated script, scan the machine and translate 'config.h.in', 'config.mk.in' and every 'Makefile.in' into 'config.h', 'config.mk' and every 'Makefile', respectively. At this step, all produced files are machine dependent.

## 10.2 How to save my version ?

First, check that our distribution is valid

```
make distcheck
```

First, check that your modifications are not in conflict with others. Go to the top source directory and enter:

```
make status
```

### 10.2.1 Easy: no conflicts with another developer

A listing of labeled files appears:

```
Modified      skit/lib/blas1_tst.c
Update        skit/lib/blas2_tst.c
```

It means that you have modified 'blas1\_tst.c'. Another concurrent developer has modified 'blas2\_tst.c', and your local file version is not up-to-date. There is no conflict, labeled by a *\*Merge\** label.

First, update your local version:

```
make update
```

Before to store your version of the Rheolef distribution, check the consistency by running rnon-regression tests:

```
make distcheck
```

When all tests are ok:

```
make save
```

and enter a change log comment terminated by the **ctrl-D** key.

Check now that your version status is the most up-to-date Rheolef distribution:

```
make status
```

### 10.2.2 I have conflicts with another developer

The listing issued by `make status` looks like:

```
Modified      skit/lib/blas1_tst.c
Update        skit/lib/blas2_tst.c
*Merge*       skit/lib/blas3_tst.c
```

It means that you and another developer have modified at least one common line in 'blas3\_tst.c'. Moreover, the developer has already saved his version in a previous Rheolef distribution. You have now to merge these modifications. Thus, enter:

```
cd skit/lib
mv blas3_tst.c blas3_tst.c.new
cvs update blas3_tst.c
sdiff blas3_tst.c blas3_tst.c.new | more
```

and then edit 'blas3\_tst.c' to integrate the modifications of 'blas3\_tst.c.new', generated by another developer. When it is done, go to the top directory and enter,

```
make status
```

It prints new:

```
Modified          skit/lib/blas1_tst.c
Update            skit/lib/blas2_tst.c
Modified          skit/lib/blas3_tst.c
```

The situation becomes mature:

```
make update
```

It will update the 'blas2\_tst.c'. Finally,

```
make save
```

that will save modified 'blas1\_tst.c' and 'blas3\_tst.c'.

### 10.2.3 I have deleted a source file...

I have entered:

```
rm Makefile.am
```

...aie !

How to restaure the file, now ?

Enter:

```
cvs update Makefile.am
```

You restaure the last available version of the missing file in the most up-to-date Rheolef distribution.





# Appendix A GNU General Public License

Version 2, June 1991

Copyright © 1989, 1991 Free Software Foundation, Inc.  
675 Mass Ave, Cambridge, MA 02139, USA

Everyone is permitted to copy and distribute verbatim copies  
of this license document, but changing it is not allowed.

## Preamble

The licenses for most software are designed to take away your freedom to share and change it. By contrast, the GNU General Public License is intended to guarantee your freedom to share and change free software—to make sure the software is free for all its users. This General Public License applies to most of the Free Software Foundation’s software and to any other program whose authors commit to using it. (Some other Free Software Foundation software is covered by the GNU Library General Public License instead.) You can apply it to your programs, too.

When we speak of free software, we are referring to freedom, not price. Our General Public Licenses are designed to make sure that you have the freedom to distribute copies of free software (and charge for this service if you wish), that you receive source code or can get it if you want it, that you can change the software or use pieces of it in new free programs; and that you know you can do these things.

To protect your rights, we need to make restrictions that forbid anyone to deny you these rights or to ask you to surrender the rights. These restrictions translate to certain responsibilities for you if you distribute copies of the software, or if you modify it.

For example, if you distribute copies of such a program, whether gratis or for a fee, you must give the recipients all the rights that you have. You must make sure that they, too, receive or can get the source code. And you must show them these terms so they know their rights.

We protect your rights with two steps: (1) copyright the software, and (2) offer you this license which gives you legal permission to copy, distribute and/or modify the software.

Also, for each author’s protection and ours, we want to make certain that everyone understands that there is no warranty for this free software. If the software is modified by someone else and passed on, we want its recipients to know that what they have is not the original, so that any problems introduced by others will not reflect on the original authors’ reputations.

Finally, any free program is threatened constantly by software patents. We wish to avoid the danger that redistributors of a free program will individually obtain patent licenses, in effect making the program proprietary. To prevent this, we have made it clear that any patent must be licensed for everyone’s free use or not licensed at all.

The precise terms and conditions for copying, distribution and modification follow.

## TERMS AND CONDITIONS FOR COPYING, DISTRIBUTION AND MODIFICATION

0. This License applies to any program or other work which contains a notice placed by the copyright holder saying it may be distributed under the terms of this General Public License. The “Program”, below, refers to any such program or work, and a “work based on the Program” means either the Program or any derivative work under copyright law: that is to say, a work containing the Program or a portion of it, either verbatim or with modifications and/or translated into another language. (Hereinafter, translation is included without limitation in the term “modification”.) Each licensee is addressed as “you”.

Activities other than copying, distribution and modification are not covered by this License; they are outside its scope. The act of running the Program is not restricted, and the output from the Program is covered only if its contents constitute a work based on the Program (independent of having been made by running the Program). Whether that is true depends on what the Program does.

1. You may copy and distribute verbatim copies of the Program’s source code as you receive it, in any medium, provided that you conspicuously and appropriately publish on each copy an appropriate copyright notice and disclaimer of warranty; keep intact all the notices that refer to this License and to the absence of any warranty; and give any other recipients of the Program a copy of this License along with the Program.

You may charge a fee for the physical act of transferring a copy, and you may at your option offer warranty protection in exchange for a fee.

2. You may modify your copy or copies of the Program or any portion of it, thus forming a work based on the Program, and copy and distribute such modifications or work under the terms of Section 1 above, provided that you also meet all of these conditions:
  - a. You must cause the modified files to carry prominent notices stating that you changed the files and the date of any change.
  - b. You must cause any work that you distribute or publish, that in whole or in part contains or is derived from the Program or any part thereof, to be licensed as a whole at no charge to all third parties under the terms of this License.
  - c. If the modified program normally reads commands interactively when run, you must cause it, when started running for such interactive use in the most ordinary way, to print or display an announcement including an appropriate copyright notice and a notice that there is no warranty (or else, saying that you provide a warranty) and that users may redistribute the program under these conditions, and telling the user how to view a copy of this License. (Exception: if the Program itself is interactive but does not normally print such an announcement, your work based on the Program is not required to print an announcement.)

These requirements apply to the modified work as a whole. If identifiable sections of that work are not derived from the Program, and can be reasonably considered independent and separate works in themselves, then this License, and its terms, do not apply to those sections when you distribute them as separate works. But when you distribute the same sections as part of a whole which is a work based on the Program, the distribution of the whole must be on the terms of this License, whose permissions

for other licensees extend to the entire whole, and thus to each and every part regardless of who wrote it.

Thus, it is not the intent of this section to claim rights or contest your rights to work written entirely by you; rather, the intent is to exercise the right to control the distribution of derivative or collective works based on the Program.

In addition, mere aggregation of another work not based on the Program with the Program (or with a work based on the Program) on a volume of a storage or distribution medium does not bring the other work under the scope of this License.

3. You may copy and distribute the Program (or a work based on it, under Section 2) in object code or executable form under the terms of Sections 1 and 2 above provided that you also do one of the following:
  - a. Accompany it with the complete corresponding machine-readable source code, which must be distributed under the terms of Sections 1 and 2 above on a medium customarily used for software interchange; or,
  - b. Accompany it with a written offer, valid for at least three years, to give any third party, for a charge no more than your cost of physically performing source distribution, a complete machine-readable copy of the corresponding source code, to be distributed under the terms of Sections 1 and 2 above on a medium customarily used for software interchange; or,
  - c. Accompany it with the information you received as to the offer to distribute corresponding source code. (This alternative is allowed only for noncommercial distribution and only if you received the program in object code or executable form with such an offer, in accord with Subsection b above.)

The source code for a work means the preferred form of the work for making modifications to it. For an executable work, complete source code means all the source code for all modules it contains, plus any associated interface definition files, plus the scripts used to control compilation and installation of the executable. However, as a special exception, the source code distributed need not include anything that is normally distributed (in either source or binary form) with the major components (compiler, kernel, and so on) of the operating system on which the executable runs, unless that component itself accompanies the executable.

If distribution of executable or object code is made by offering access to copy from a designated place, then offering equivalent access to copy the source code from the same place counts as distribution of the source code, even though third parties are not compelled to copy the source along with the object code.

4. You may not copy, modify, sublicense, or distribute the Program except as expressly provided under this License. Any attempt otherwise to copy, modify, sublicense or distribute the Program is void, and will automatically terminate your rights under this License. However, parties who have received copies, or rights, from you under this License will not have their licenses terminated so long as such parties remain in full compliance.
5. You are not required to accept this License, since you have not signed it. However, nothing else grants you permission to modify or distribute the Program or its derivative works. These actions are prohibited by law if you do not accept this License. Therefore, by modifying or distributing the Program (or any work based on the Program), you

indicate your acceptance of this License to do so, and all its terms and conditions for copying, distributing or modifying the Program or works based on it.

6. Each time you redistribute the Program (or any work based on the Program), the recipient automatically receives a license from the original licensor to copy, distribute or modify the Program subject to these terms and conditions. You may not impose any further restrictions on the recipients' exercise of the rights granted herein. You are not responsible for enforcing compliance by third parties to this License.
7. If, as a consequence of a court judgment or allegation of patent infringement or for any other reason (not limited to patent issues), conditions are imposed on you (whether by court order, agreement or otherwise) that contradict the conditions of this License, they do not excuse you from the conditions of this License. If you cannot distribute so as to satisfy simultaneously your obligations under this License and any other pertinent obligations, then as a consequence you may not distribute the Program at all. For example, if a patent license would not permit royalty-free redistribution of the Program by all those who receive copies directly or indirectly through you, then the only way you could satisfy both it and this License would be to refrain entirely from distribution of the Program.

If any portion of this section is held invalid or unenforceable under any particular circumstance, the balance of the section is intended to apply and the section as a whole is intended to apply in other circumstances.

It is not the purpose of this section to induce you to infringe any patents or other property right claims or to contest validity of any such claims; this section has the sole purpose of protecting the integrity of the free software distribution system, which is implemented by public license practices. Many people have made generous contributions to the wide range of software distributed through that system in reliance on consistent application of that system; it is up to the author/donor to decide if he or she is willing to distribute software through any other system and a licensee cannot impose that choice.

This section is intended to make thoroughly clear what is believed to be a consequence of the rest of this License.

8. If the distribution and/or use of the Program is restricted in certain countries either by patents or by copyrighted interfaces, the original copyright holder who places the Program under this License may add an explicit geographical distribution limitation excluding those countries, so that distribution is permitted only in or among countries not thus excluded. In such case, this License incorporates the limitation as if written in the body of this License.
9. The Free Software Foundation may publish revised and/or new versions of the General Public License from time to time. Such new versions will be similar in spirit to the present version, but may differ in detail to address new problems or concerns.

Each version is given a distinguishing version number. If the Program specifies a version number of this License which applies to it and "any later version", you have the option of following the terms and conditions either of that version or of any later version published by the Free Software Foundation. If the Program does not specify a version number of this License, you may choose any version ever published by the Free Software Foundation.

10. If you wish to incorporate parts of the Program into other free programs whose distribution conditions are different, write to the author to ask for permission. For software which is copyrighted by the Free Software Foundation, write to the Free Software Foundation; we sometimes make exceptions for this. Our decision will be guided by the two goals of preserving the free status of all derivatives of our free software and of promoting the sharing and reuse of software generally.

## **NO WARRANTY**

11. BECAUSE THE PROGRAM IS LICENSED FREE OF CHARGE, THERE IS NO WARRANTY FOR THE PROGRAM, TO THE EXTENT PERMITTED BY APPLICABLE LAW. EXCEPT WHEN OTHERWISE STATED IN WRITING THE COPYRIGHT HOLDERS AND/OR OTHER PARTIES PROVIDE THE PROGRAM “AS IS” WITHOUT WARRANTY OF ANY KIND, EITHER EXPRESSED OR IMPLIED, INCLUDING, BUT NOT LIMITED TO, THE IMPLIED WARRANTIES OF MERCHANTABILITY AND FITNESS FOR A PARTICULAR PURPOSE. THE ENTIRE RISK AS TO THE QUALITY AND PERFORMANCE OF THE PROGRAM IS WITH YOU. SHOULD THE PROGRAM PROVE DEFECTIVE, YOU ASSUME THE COST OF ALL NECESSARY SERVICING, REPAIR OR CORRECTION.
12. IN NO EVENT UNLESS REQUIRED BY APPLICABLE LAW OR AGREED TO IN WRITING WILL ANY COPYRIGHT HOLDER, OR ANY OTHER PARTY WHO MAY MODIFY AND/OR REDISTRIBUTE THE PROGRAM AS PERMITTED ABOVE, BE LIABLE TO YOU FOR DAMAGES, INCLUDING ANY GENERAL, SPECIAL, INCIDENTAL OR CONSEQUENTIAL DAMAGES ARISING OUT OF THE USE OR INABILITY TO USE THE PROGRAM (INCLUDING BUT NOT LIMITED TO LOSS OF DATA OR DATA BEING RENDERED INACCURATE OR LOSSES SUSTAINED BY YOU OR THIRD PARTIES OR A FAILURE OF THE PROGRAM TO OPERATE WITH ANY OTHER PROGRAMS), EVEN IF SUCH HOLDER OR OTHER PARTY HAS BEEN ADVISED OF THE POSSIBILITY OF SUCH DAMAGES.

## **END OF TERMS AND CONDITIONS**

## How to Apply These Terms to Your New Programs

If you develop a new program, and you want it to be of the greatest possible use to the public, the best way to achieve this is to make it free software which everyone can redistribute and change under these terms.

To do so, attach the following notices to the program. It is safest to attach them to the start of each source file to most effectively convey the exclusion of warranty; and each file should have at least the “copyright” line and a pointer to where the full notice is found.

*one line to give the program's name and an idea of what it does.*

Copyright (C) 19yy *name of author*

This program is free software; you can redistribute it and/or modify it under the terms of the GNU General Public License as published by the Free Software Foundation; either version 2 of the License, or (at your option) any later version.

This program is distributed in the hope that it will be useful, but WITHOUT ANY WARRANTY; without even the implied warranty of MERCHANTABILITY or FITNESS FOR A PARTICULAR PURPOSE. See the GNU General Public License for more details.

You should have received a copy of the GNU General Public License along with this program; if not, write to the Free Software Foundation, Inc., 675 Mass Ave, Cambridge, MA 02139, USA.

Also add information on how to contact you by electronic and paper mail.

If the program is interactive, make it output a short notice like this when it starts in an interactive mode:

Gnomovision version 69, Copyright (C) 19yy *name of author*  
Gnomovision comes with ABSOLUTELY NO WARRANTY; for details  
type 'show w'. This is free software, and you are welcome  
to redistribute it under certain conditions; type 'show c'  
for details.

The hypothetical commands ‘show w’ and ‘show c’ should show the appropriate parts of the General Public License. Of course, the commands you use may be called something other than ‘show w’ and ‘show c’; they could even be mouse-clicks or menu items—whatever suits your program.

You should also get your employer (if you work as a programmer) or your school, if any, to sign a “copyright disclaimer” for the program, if necessary. Here is a sample; alter the names:

Yoyodyne, Inc., hereby disclaims all copyright  
interest in the program ‘Gnomovision’  
(which makes passes at compilers) written  
by James Hacker.

*signature of Ty Coon, 1 April 1989*  
Ty Coon, President of Vice

This General Public License does not permit incorporating your program into proprietary programs. If your program is a subroutine library, you may consider it more useful to permit linking proprietary applications with the library. If this is what you want to do, use the GNU Library General Public License instead of this License.





# Concept Index

## A

animation ..... 13, 44  
axisymmetric coordinate system ..... 24, 30  
axisymmetric geometry ..... 60

## B

bugs ..... 11

## C

**cemagref** topographic mesh ..... 183  
configure ..... 41  
conjugate gradien algorithm ..... 110, 130  
conjugate gradient algorithm ..... 131, 136  
continuation methods ..... 13, 44  
corner singularity ..... 120

## D

debugging ..... 6, 188  
deformation ..... 182  
determinant ..... 108  
diagonal matrix ..... 95, 129  
direct solver ..... 108

## E

edge ..... 149  
elevation ..... 14, 182  
environment sanity check writes ..... 41

## F

FAQ ..... 195  
finite element method ..... 110, 130

## G

generalized minimum residual method ..... 133  
geometrical element ..... 149  
graphic render ..... 16, 21, 22, 181, 184

## H

hexaedron ..... 156

## I

image file format ..... 16, 22, 184  
incompressible elasticity ..... 110, 130  
installing ..... 3, 41  
integrate ..... 128  
iterative solver ..... 108, 131, 133, 136, 139

## L

Lagrange-Galerkin method ..... 46  
local matrix inversion ..... 60

## M

Makefile ..... 41  
mass lumping ..... 60  
mesh ..... 24, 25, 27, 28, 30, 33  
mesh boundary ..... 144, 147  
mesh graphic representation ..... 20  
mesh order ..... 27, 32  
mesh subdividing ..... 22  
method of characteristic ..... 46  
mixed linear problem ..... 110, 130  
multifrontal linear solver ..... 4, 8

## N

Newton method ..... 121, 126  
nonlinear problem ..... 121, 126  
numbering, global degree of freedom ..... 148

## O

out-of-core sparse linear solver ..... 8

## P

plotting ..... 15, 20  
plotting data ..... 15  
plotting mesh ..... 20  
point ..... 157  
polynomial basis ..... 143, 148  
porting the code ..... 187  
preconditioner ..... 131, 136, 139  
preconditionner ..... 109  
prism ..... 158  
problems ..... 11

projection ..... 14, 18

## Q

quadrangle ..... 159  
 quadrature formula ..... 127  
 quadrature formulae ..... 46, 79, 160  
 quarature formula ..... 56

## R

reference counting ..... 173  
 reference element .... 143, 149, 156, 157, 158, 159,  
     162, 164, 166  
 RHEOPATH environment variable ..... 13, 16, 21,  
     104, 115  
 riesz representer ..... 127

## S

shallow copy ..... 173  
 smart pointer ..... 173  
 sparse matrix ..... 4  
 stabilized mixed finite element method ... 110, 130  
 standard template library (STL) ..... 5

stereo 3D rendering ..... 22  
 Stokes problem ..... 110, 130  
 stream function ..... 18  
 supernodal symmetric linear solver ..... 8

## T

tensor ..... 80  
 tensor3 ..... 83  
 tensor4 ..... 85  
 tetrahedron ..... 164  
 time-dependent problems ..... 13, 44  
 topography ..... 14, 183  
 triangle ..... 166

## U

Uzawa algorithm ..... 139

## V

velocity ..... 182  
 version management ..... 197  
 vorticity ..... 18

## Program Index

### B

bang2geo..... 25  
branch..... 13

### C

configure..... 3

### D

dmalloc..... 6, 188

### F

field..... 14, 15

### G

geo..... 20, 24, 25, 27, 28, 30  
gmsh..... 27, 31, 32, 156, 164

### L

latex..... 192

### M

mfield..... 14, 184  
mkgeo\_ball..... 27  
mkgeo\_grid..... 28  
mkgeo\_ugrid..... 30  
msh2geo..... 156, 164

### R

rheolef-config..... 4, 41



# Class Index

## A

`adapt_option_type` ..... 119

## B

`basis` ..... 143

## C

`catchmark` ..... 16, 140, 184

`csr` ..... 108, 129, 181

## D

`dia` ..... 95, 129

`domain_indirect` ..... 144

## F

`field` ..... 43, 44, 80, 119, 124, 127, 140, 181

`Float` ..... 6

## G

`geo` ..... 20, 43, 46, 74, 119, 124, 149, 181

`geo_domain` ..... 147

`geo_domain_indirect_rep` ..... 147

`geo_element` ..... 149

## I

`idiststream` ..... 104

`iorheo` ..... 115, 181

`irheostream` ..... 115

## N

`numbering` ..... 148

## O

`odiststream` ..... 104

`orheostream` ..... 115

## P

`point` ..... 74, 80

## Q

`quadrature` ..... 79, 160

## R

`reference element` ..... 149

`reference_element` ..... 79, 143, 149, 160, 162

## S

`smart_pointer` ..... 173

`smart_pointer_clone` ..... 173

`solver` ..... 108, 112

`space` ..... 46, 70, 124, 127

## T

`tensor` ..... 80

`tensor3` ..... 83

`tensor4` ..... 85

## V

`vec` ..... 95, 108, 129

`Vector` ..... 169



## Approximation Index

P0 .....	14	P1 .....	14
----------	----	----------	----





# Function Index

## A

adapt..... 119  
 append\_dir\_to\_rheo\_path..... 115

## D

damped\\_newton..... 121  
 delete\_suffix..... 115  
 derr..... 104  
 din..... 104  
 dout..... 104  
 dual..... 48

## F

fastfieldload..... 182  
 file\_exists..... 115  
 ftos..... 115

## G

get\_basename..... 115  
 get\_dirname..... 115  
 get\_full\_name\_from\_rheo\_path..... 115

## H

has\_suffix..... 115

## I

integrate..... 60, 122, 128  
 interpolate..... 47, 124

itos..... 115

## L

level\_set..... 43, 124

## N

newton..... 126  
 normal..... 48

## P

pcg..... 130, 131  
 pcg\\_abtb..... 130  
 pcg\\_abtbcb..... 130  
 pminres..... 130, 136  
 pminres\\_abtb..... 130  
 pminres\\_abtbcb..... 130  
 prepend\_dir\_to\_rheo\_path..... 115  
 puzawa..... 139

## Q

qmr..... 133

## R

riesz..... 46, 127

## S

scatch..... 115



# File Format Index

.	
‘.1’, ‘.3’,... unix manual pages .....	3
‘.atom’ PlotM mesh .....	181, 182
‘.bang’ bang mesh .....	25, 33, 182
‘.bang’ mesh file .....	16, 21
‘.bang_bb’ data file .....	16
‘.bmp’ image .....	16, 22
‘.branch’ family of fields .....	13
‘.cemagref’ cemagref topographic mesh .....	183
‘.dmn’ domain names .....	25
‘.ele’ tetgen mesh elements .....	182
‘.eps’ image .....	16, 22
‘.face’ tetgen mesh boundary faces .....	182
‘.field’ field .....	14, 15, 181, 182
‘.gdat’ gnuplot data .....	181
‘.geo’ mesh .....	24, 25, 27, 28, 30, 181, 182
‘.gif’ image .....	16, 22
‘.gmsh’ gmsh mesh .....	182
‘.gmsh’ mesh file .....	16, 22
‘.gmsh_pos’ data file .....	16
‘.gmsh_pos’ gmsh metric mesh .....	182
‘.gz’ gzip .....	104, 115
‘.hb’ Harwell-Boeing matrix .....	181, 182
‘.info’ GNU info .....	3
‘.jpg’ image .....	16, 22, 184
‘.m’ grummp bidimensionnal mesh .....	182
‘.m’ matlab matrix .....	182
‘.mesh’ mmg3d mesh .....	182
‘.mm’ Matrix-Market matrix .....	181
‘.msh’ gmsh mesh .....	24
‘.mtv’ plotmtv .....	181, 182
‘.node’ tetgen mesh nodes .....	182
‘.off’ geomview data .....	181
‘.pdf’ image .....	16, 22, 184
‘.plot’ gnuplot script .....	181, 182
‘.png’ image .....	16, 22, 184
‘.ppm’ image .....	16, 22
‘.ps’ image .....	16, 22
‘.ps’ postscript .....	3, 182
‘.py’ python script file (for mayavi visualization tool) .....	183
‘.svg’ image .....	16, 22
‘.tcl’ tool command language .....	181
‘.tif’ image .....	16, 22
‘.v’ grummp tridimensionnal mesh .....	182
‘.vtk’ mesh file .....	21
‘.vtk’ visualization toolkit .....	181, 182
‘.x3d’ x3d mesh .....	181, 182
<b>A</b>	
acinclude.m4 .....	195
<b>C</b>	
configure.ac .....	195
<b>M</b>	
Makefile.am .....	195



# Related Tool Index

## A

**aclocal** ..... 195  
**autoconf** ..... 187, 195  
**automake** ..... 195

## B

**bamg** ..... 16, 21, 23, 25, 33, 119, 182  
**bash** ..... 3  
**blas**, basic linear algebra subroutines ..... 7  
**boost**, extensions of the c++ standard template  
     library ..... 4  
**boost**, generic dense/sparse matrix library ..... 6

## C

**cgal**, computational geometry library ..... 4, 8  
**cholmod**, sequential choleski supernodal solver  
     library ..... 8  
**cln**, arbitrary precision float library ..... 6  
**cray c++ compiler** ..... 5  
**cray unicos**, operating system ..... 5  
**csh** ..... 3  
**cvs** ..... 197

## D

**debian** ..... 6  
**dmalloc**, debug runtime library ..... 6, 188  
**doubledouble**, quadruple precision library ..... 6

## F

**float**: quadruple or extended floating arithmetic  
     library ..... 6

## G

**geomview** ..... 181  
**ghostview** ..... 3  
**ginac**, not a computer algebra system ..... 5  
**gmsh** ..... 5, 16, 22, 24, 119  
**gnu c++ compiler** ..... 5  
**gnuplot** ..... 5, 13, 17, 21, 181, 182  
**gzip** ..... 115

## H

**hpux**, operating system ..... 4, 5, 41

## I

**info** ..... 3  
**intel c++ compiler** ..... 5  
**irix**, operating system ..... 5

## K

**kai c++ compiler** ..... 5

## M

**mac osx**, operating system ..... 5  
**make** ..... 3, 197  
**Makefile** ..... 3, 6  
**man** ..... 3  
**mayavi** ..... 5, 17, 21, 183  
**mmg3d** ..... 182  
**mpi**, message passing interface ..... 4  
**msh2geo** ..... 24  
**mumps**, distributed direct solver ..... 7  
**mumps**, multifrontal massively distributed sparse  
     direct solver ..... 4

## P

**paraview** ..... 5, 13, 17, 21  
**parmetis**, distributed mesh partitioner ..... 7  
**pastix**, distributed direct solver ..... 7  
**plotmtv** ..... 13, 181, 182  
**PlotM** ..... 181, 182

## S

**scalapack**, scalable linear algebra package ..... 7  
**scotch**, distributed mesh partitioner ..... 7  
**scotch**, mesh partitioner ..... 4  
**sh** ..... 3  
**spooles**, multifrontal solver library ..... 8

**T**

taucs, out-of-core sparse solver library .....	8
<b>tetgen</b> .....	182
trilinos, distributed incomplete choleski factorization .....	7
trilinos, large-scale object-oriented solvers framework .....	4

**U**

umfpack, sequential multifrontal solver library ..	8
--	---

**V**

vtk .....	13, 21, 181, 182
-----------	------------------

**X**

x3d .....	182
-----------	-----

## Short Contents

1	Abstract .....	1
2	Installing rheolef .....	3
3	Reporting Bugs .....	11
4	Commands .....	13
5	Classes .....	43
6	Algorithms .....	119
7	Internal classes .....	143
8	Internal algorithms .....	181
9	Internal others .....	187
10	FAQ for developers .....	195
	Appendix A GNU General Public License .....	199
	Concept Index .....	207
	Program Index .....	209
	Class Index .....	211
	Approximation Index .....	213
	Function Index .....	215
	File Format Index .....	217
	Related Tool Index .....	219





# Table of Contents

<b>1</b>	<b>Abstract .....</b>	<b>1</b>
<b>2</b>	<b>Installing rheolef.....</b>	<b>3</b>
2.1	Reading the documentation .....	3
2.2	Using and alternative installation directory .....	3
2.3	Required libraries .....	4
2.4	Highly recommended libraries .....	4
2.5	Run-time optional tools .....	5
2.6	Build-time extra tools for rheolef developpers .....	5
2.7	Portability issues .....	5
2.8	Future configure options .....	8
2.9	The directory structure .....	9
<b>3</b>	<b>Reporting Bugs.....</b>	<b>11</b>
<b>4</b>	<b>Commands .....</b>	<b>13</b>
4.1	<code>branch</code> – handle a family of fields .....	13
4.2	<code>field</code> – plot a field.....	15
4.3	<code>geo</code> - plot a finite element mesh .....	20
4.4	<code>msh2geo</code> - convert gmsh mesh in geo format .....	24
4.5	<code>bamg2geo</code> - convert bamg mesh in geo format.....	25
4.6	<code>mkgeo_ball</code> – build an unstructured mesh of an ellipsoid, in 2d or 3d .....	27
4.7	<code>mkgeo_grid</code> – build a strutured mesh of a parallelotope, in 1d, 2d or 3d .....	28
4.8	<code>mkgeo_ugrid</code> – build an unstructured mesh of a parallelotope, in 1d, 2d or 3d .....	30
4.9	<code>bamg</code> - bidimensional anisotropic mesh generator.....	33
4.10	<code>rheolef-config</code> – get installation directories .....	41
<b>5</b>	<b>Classes .....</b>	<b>43</b>
5.1	<code>band</code> - compute the band arround a level set .....	43
5.2	<code>branch</code> - a parameter-dependent sequence of field.....	44
5.3	<code>characteristic</code> - the Lagrange-Galerkin method implemented .....	46
5.4	<code>field</code> - piecewise polynomial finite element field.....	47
5.5	<code>field_functor</code> - a functor wrapper suitable for field expressions .....	54
5.6	<code>form</code> - representation of a finite element bilinear form .....	55
5.7	<code>form_option_type</code> - send options to the integrate function .....	60

5.8	<b>functor</b> - a function wrapper suitable for field expressions	61
5.9	<b>geo</b> - finite element mesh	61
5.10	<b>space</b> - piecewise polynomial finite element space	70
5.11	<b>test, trial</b> - symbolic arguments in variational expressions	74
5.12	<b>point</b> - vertex of a mesh	74
5.13	<b>quadrature_option_type</b> - send options to the integrate function	79
5.14	<b>tensor</b> - a $N \times N$ tensor, $N=1,2,3$	80
5.15	<b>tensor3</b> - a third order tensor	83
5.16	<b>tensor4</b> - a fourth order tensor	85
5.17	<b>asr</b> - associative sparse matrix	86
5.18	<b>csr</b> - compressed sparse row matrix	88
5.19	<b>dia</b> - diagonal matrix	95
5.20	<b>disarray</b> - container in distributed environment	96
5.21	<b>distributor</b> - data distribution table	102
5.22	<b>idiststream, odiststream</b> - distributed interface for large data streams	104
5.23	<b>environment</b> - rheolef initialization	107
5.24	<b>eye</b> - the identity matrix	107
5.25	<b>solver</b> - direct or iterative solver interface	108
5.26	<b>solver_abtb</b> - direct or iterative solver interface for mixed linear systems	110
5.27	<b>solver_option_type</b> - options for direct or iterative solvers	112
5.28	<b>vec</b> - vector in distributed environment	113
5.29	<b>irheostream, orheostream</b> - large data streams	115
<b>6</b>	<b>Algorithms</b>	<b>119</b>
6.1	<b>adapt</b> - mesh adaptation	119
6.2	<b>compose</b> - a $n$ -ary function with $n$ fields	121
6.3	<b>damped_newton</b> - damped Newton nonlinear algorithm	121
6.4	<b>integrate</b> - integrate a function or an expression	122
6.5	<b>interpolate</b> - Lagrange interpolation of a function	124
6.6	<b>level_set</b> - compute a level set from a function	124
6.7	<b>limiter</b> - discontinuous Galerkin slope limiter	125
6.8	<b>newton</b> - Newton nonlinear algorithm	126
6.9	<b>riesz</b> - approximate a Riesz representer	127
6.10	<b>diag</b> - get diagonal part of a matrix	129
6.11	<b>dis_time, seq_time</b> - Time in seconds since an arbitrary time in the past	130
6.12	<b>pcg_abtb, pcg_abtbc, pminres_abtb, pminres_abtbc</b> - solvers for mixed linear problems	130
6.13	<b>pcg</b> - conjugate gradient algorithm	131
6.14	<b>pgmres</b> - generalized minimum residual method	133
6.15	<b>pminres</b> - conjugate gradient algorithm	136
6.16	<b>puzawa</b> - Uzawa algorithm	139

6.17	<code>catchmark</code> - iostream manipulator .....	140
<b>7</b>	<b>Internal classes .....</b>	<b>143</b>
7.1	<code>basis</code> - polynomial basis .....	143
7.2	<code>domain_indirect</code> - a named part of a finite element mesh .....	144
7.3	<code>geo_domain</code> - a named part of a finite element mesh that behaves as a mesh .....	147
7.4	<code>geo_domain_indirect_rep</code> - a named part of a finite element mesh .....	147
7.5	<code>numbering</code> - global degree of freedom numbering .....	148
7.6	<code>edge</code> - Edge reference element .....	149
7.7	<code>geo_element</code> - element of a mesh .....	149
7.8	<code>hack_array</code> - container in distributed environment .....	150
7.9	<code>hexahedron</code> - Hexaedron reference element .....	156
7.10	<code>point</code> - Point reference element .....	157
7.11	<code>prism</code> - Prism reference element .....	158
7.12	<code>quadrangle</code> - Quadrangular reference element .....	159
7.13	<code>quadrature</code> - quadrature formulae on the reference lement .....	160
7.14	<code>reference_element</code> - reference element .....	162
7.15	<code>tetrahedron</code> - Tetraedron reference element .....	164
7.16	<code>triangle</code> - Triangle reference element .....	166
7.17	<code>index_set</code> - a set of indexes .....	167
7.18	<code>pair_set</code> - a set of (index,value) pair .....	168
7.19	<code>Vector</code> - STL <code>vector&lt;T&gt;</code> with reference counting .....	169
7.20	<code>heap_allocator</code> - heap-based allocator .....	171
7.21	<code>smart_pointer</code> , <code>smart_pointer_clone</code> - reference counted safe pointer with true copy semantic .....	173
7.22	<code>stack_allocator</code> - stack-based allocator .....	176
<b>8</b>	<b>Internal algorithms .....</b>	<b>181</b>
8.1	<code>iorheo</code> - input and output functions and manipulation ...	181
8.2	<code>typename_macro</code> , <code>pretty_typename_macro</code> - type demangler and pretty printer .....	184
<b>9</b>	<b>Internal others .....</b>	<b>187</b>
9.1	<code>acinclude</code> - autoconf macros .....	187
<b>10</b>	<b>FAQ for developers .....</b>	<b>195</b>
10.1	How to regenerate the <code>configure</code> script .....	195
10.1.1	In which order does the things build ? .....	195
10.1.2	What means these commands ? .....	195
10.2	How to save my version ? .....	196
10.2.1	Easy: no conflicts with another developer .....	196
10.2.2	I have conflicts with another developer .....	196
10.2.3	I have deleted a source file .....	197

<b>Appendix A</b>	<b>GNU General Public License ..</b>	<b>199</b>
	Preamble .....	199
	TERMS AND CONDITIONS FOR COPYING, DISTRIBUTION AND MODIFICATION .....	200
	How to Apply These Terms to Your New Programs .....	204
<b>Concept Index</b> .....		<b>207</b>
<b>Program Index</b> .....		<b>209</b>
<b>Class Index</b> .....		<b>211</b>
<b>Approximation Index</b> .....		<b>213</b>
<b>Function Index</b> .....		<b>215</b>
<b>File Format Index</b> .....		<b>217</b>
<b>Related Tool Index</b> .....		<b>219</b>